

OKLAHOMA

MEN'S BASKETBALL

Mike Houck, Associate Communications Director

McClendon Center for Intercollegiate Athletics

180 West Brooks, Suite 2525 | Norman, OK 73019

Office: (405) 325-8227 | Cell: (405) 249-5892 | E-Mail: mhouck@ou.edu

www.SoonerSports.com | Twitter: @SoonerSportscom; @SoonerHoops; @LonKruger

26 NCAA Tournaments | 4 Final Fours | 14 Conference Championships | 30 All-Americans | 27 Postseason Appearances In The Last 30 Years

Oklahoma Schedule/Results

N1	NORTHEASTERN STATE (Ex.)	W	85-51
N6	WASHBURN (Ex.)	W	85-59

N11	IDAHO STATE	W	78-74
N18	COPPIN STATE	W	92-65
N24	vs. Washington State #	W	74-59
N25	vs. Santa Clara #	W	85-73
N27	vs. Saint Louis #	L	63-83

D2	SACRAMENTO STATE	W	82-53
D8	ORAL ROBERTS	W	73-59
D10	ARKANSAS	W	78-63
D17	vs. Houston \$	W	79-74
D21	SOUTH CAROLINA STATE	W	83-48
D29	at Cincinnati %	L	55-56
D31	NORTHWESTERN STATE	W	83-63

J3	at Missouri	L	49-87
J7	KANSAS	L	61-72
J9	at Oklahoma State	L	65-72
J14	KANSAS STATE	W	82-73
J17	TEXAS TECH	W	64-55
J21	at Texas A&M	L (OT)	75-81
J24	BAYLOR	L	65-77
J28	at Kansas State	W	63-60

F1	at Kansas	8 p.m.	ESPNU
F4	IOWA STATE	5 p.m.	ESPN/2
F6	MISSOURI	6 p.m.	ESPNU
F11	at Texas Tech	7 p.m.	TTSN
F14	TEXAS	7 p.m.	Big 12
F18	at Iowa State	12:30 p.m.	Big 12
F22	OKLAHOMA STATE	7 p.m.	Big 12
F25	at Baylor	12:30 p.m.	Big 12
F29	at Texas	8 p.m.	ESPN2

M3	TEXAS A&M	3 p.m.	Big 12
M7-10	Big 12 Championship ^	TBD	B12/ESPN
M15-18	NCAA First/Second Rounds	TBD	CBS
M22-25	NCAA Regionals	TBD	CBS
M31/A2	NCAA Final Four	TBD	CBS

All times Central and subject to change

76 Classic (Anaheim, Calif.)

\$ All-College Classic (Oklahoma City)

% at U.S. Bank Arena

"Big 12" is Big 12 Network regional television

"TTSN" is Texas Tech Sports Network

Radio (Sooner Sports Network)

Play-by-Play.....Toby Rowland

Analyst.....Mike Houck

TV (ESPN/ESPN3D)

Play-by-Play.....Mitch Holthrus

Analyst.....Miles Simon

OKLAHOMA (13-7, 3-5)
SOONERS

At a Glance

Date.....Wednesday, Feb. 1

Site.....Lawrence, Kan.

Tip Time.....8:05 p.m. CT

Radio.....KOKC 1520 AM in OKC;

.....KTBB 1430 AM in Tulsa

TV.....ESPNU

Series.....Kansas leads 137-64

Last Meeting.....KU won 72-61 (1/7/12)

No. 8/8 KANSAS (17-4, 7-1)
JAYHAWKS

PROJECTED OKLAHOMA STARTERS

4 ANDREW FITZGERALD • F
6-8 • 247 • Jr. • Baltimore, Md.
Brewster Academy (N.H.)

PTS	REB	FG%	MIN
12.8	5.2	.482	27.2



NOTES: Had 14-game double-digit scoring streak snapped Saturday at Kansas State (held to 3 points) ... Averaging 14.2 points on .500 FG shooting the last 15 games ... Has scored at least 17 points in five of last 11 contests ... Scored a season-high 21 points vs. No. 18 K-State (9-for-10 FGs) on Jan. 14 ... Ranks 15th in Big 12 with his 13.5 points per conference game ... An honorable mention All-Big 12 pick last year ... Has started 53 straight games.

24 ROMERO OSBY • F
6-8 • 232 • Jr. • Meridian, Miss.
Mississippi State University

PTS	REB	FG%	MIN
12.0	8.0	.486	29.8



NOTES: Averaging 13.6 points and team-high 6.9 rebounds in Big 12 play ... Leads league with 3.1 offensive boards per game and ranks second with six double-doubles ... Has grabbed at least 10 boards eight times ... Paces team with 24 blocks ... Has scored a career-high 18 points in four of last nine games ... Averaging 15.7 points over last six games ... Has 30 of team's 52 dunks (58%) ... Leads team with 8 charges taken (five in last two games).

1 SAM GROOMS • G
6-1 • 203 • Jr. • Greensboro, N.C.
Chipola College (Fla.)

PTS	REB	AST	MIN
6.4	3.1	5.6	30.9



NOTES: Has started all 20 games at point guard ... Ranks third in Big 12 in assists (5.6) and first in assist-to-turnover ratio (2.9) ... Has 25 assists and 3 turnovers over the last four games (8.3 ratio) ... Has recorded at least 7 assists nine times ... Has 10 games of one or zero turnovers ... Averaging just 1.5 turnovers in Big 12 play ... Averaging 30.9 minutes to rank second on team ... Rated as country's No. 3 juco prospect last year by JucoRecruiting.com.

2 STEVEN PLEDGER • G
6-4 • 222 • Jr. • Chesapeake, Va.
Atlantic Shores Christian School

PTS	REB	3FG%	MIN
17.8	4.2	.436	32.3



NOTES: Reigning Big 12 Player of the Week ... Ranks No. 2 in Big 12 in scoring (17.8) and No. 1 in treys per game (2.7) ... Ranks fifth in league in FG% (.485), sixth in 3-point FG% (.436) and fourth (seventh nationally) in FT% (.906) ... Has six 20-plus scoring efforts this season after recording three all of last year ... Averaging 20.8 points (.578 FG%) in wins and 12.7 (.333 FG%) in losses ... Has made 41 of last 42 free throw attempts (24-for-24 in Big 12).

21 CAMERON CLARK • G
6-6 • 198 • So. • Sherman, Texas
Sherman High School

PTS	REB	AST	MIN
8.5	3.7	1.5	25.1



NOTES: Returned to starting lineup last Tuesday vs. Baylor after coming off bench previous three games (started first 47 games of career) ... Averaging 7.2 points over last 13 games after averaging 14.0 the previous five ... All five of his 3-pointers on year came in back-to-back December games vs. Sacramento St. and Oral Roberts ... Shot .474 from field last year but owns a .398 mark this season ... Consensus national top-40 recruit out of high school.

OKLAHOMA'S TOP RESERVES

No.	Name	Position	Height	Weight	Class	Points	Rebounds	Assists	Minutes
15	Tyler Neal	F	6-7	227	So.	4.3	2.5	0.7	14.3
14	Carl Blair	G	6-2	205	Jr.	4.0	2.1	2.9	16.3
5	C.J. Washington	F	6-7	230	Sr.	2.4	3.2	0.3	0.3
32	Casey Arent	C	6-10	227	Jr.	1.5	2.3	0.1	7.7
31	Barry Honoré	F	6-7	270	Sr.	0.9	1.0	0.1	5.1

PROJECTED KANSAS STARTERS

No.	Name	Position	Height	Weight	Class	Points	Rebounds	Assists	Minutes
0	Thomas Robinson	F	6-10	237	Jr.	17.5	11.8	1.6	31.0
5	Jeff Withey	C	7-0	235	Jr.	8.2	6.0	0.8	23.1
10	Tyshawn Taylor	G	6-3	185	Sr.	16.5	1.7	5.2	32.2
15	Elijah Johnson	G	6-4	195	Jr.	9.2	2.9	3.6	31.0
24	Travis Releford	G	6-6	210	Jr.	9.7	4.2	2.0	31.4

Head Coach Lon Kruger

► Lon Kruger was named Oklahoma's 14th head men's basketball coach on April 1, 2011.

► Owns a 492-311 (.613) collegiate record over 25 years.

► Has coached at Texas-Pan American (52-59 record from 1982-86), Kansas State (81-46 from 1986-90), Florida (104-80 from 1990-96), Illinois (81-48 from 1996-00) and UNLV (161-71 from 2004-11).

► Served as head coach of NBA's Atlanta Hawks from 2000-03 (69-122 record) and was an assistant for New York Knicks (2003-04 season).

► Averaged 25.4 wins at UNLV over the last five years (four NCAA appearances and one NIT trip) and won at least 21 games each of those five seasons.

► Coached UNLV to a 55-25 (.688) Mountain West Conference record the last five seasons.

► Has taken teams to 13 NCAA Tournaments (14-13 record) and four NITs (4-5 record).

► Coached Florida to the 1994 Final Four, Kansas State to the 1988 Elite Eight and UNLV to the 2007 Sweet 16.

► Has led all five of the college programs he has coached to 20-win seasons.

► Is one of five coaches in Division I college basketball history to take four different schools to the NCAA Tournament and is one of three coaches to win an NCAA Tournament game at four schools.

► Is one of just two head coaches in Division I history to lead at least four different schools to multiple NCAA Tournament wins.

► Is one of four coaches to lead three different schools to NCAA Sweet 16 appearances.



Lon Kruger Year by Year

Year	School	Record	Pct.
1982-83	Pan American	7-21	.250
1983-84	Pan American	13-14	.481
1984-85	Pan American	12-16	.429
1985-86	Pan American	20-8	.714
1986-87	* Kansas State	20-11	.645
1987-88	* Kansas State	25-9	.735
1988-89	* Kansas State	19-11	.633
1989-90	* Kansas State	17-15	.531
1990-91	Florida	11-17	.393
1991-92	^ Florida	19-14	.576
1992-93	^ Florida	16-12	.571
1993-94	* Florida	29-8	.784
1994-95	* Florida	17-13	.567
1995-96	Florida	12-16	.429
1996-97	* Illinois	22-10	.688
1997-98	* Illinois	23-10	.697
1998-99	Illinois	14-18	.438
1999-00	* Illinois	22-10	.688
2004-05	^ UNLV	17-14	.548
2005-06	UNLV	17-13	.567
2006-07	* UNLV	30-7	.811
2007-08	* UNLV	27-8	.771
2008-09	^ UNLV	21-11	.656
2009-10	* UNLV	25-9	.735
2010-11	* UNLV	24-9	.727
2011-12	Oklahoma	13-7	.650
Totals		492-311	.613

* NCAA Tournament

^ National Invitation Tournament

WEDNESDAY'S GAME BASICS

Oklahoma takes on its sixth ranked opponent in nine games to start the Big 12 season when it plays at No. 8/8 Kansas on Wednesday at 8 p.m. CT. The Sooners (13-7, 3-5) are coming off a 63-60 road win over No. 22/24 Kansas State on Saturday, while the Jayhawks (17-4, 7-1) lost for the first time in Big 12 play the same day, 72-64 at Iowa State. Kansas has won 17 straight games at Allen Fieldhouse. Wednesday's contest will air on the Sooner Radio Network (KOKC AM 1520 in Oklahoma City; KTBZ AM 1430 in Tulsa) with **Toby Rowland** and **Mike Houck** announcing. The game will be televised by ESPN (televised in 3D where available) with **Mitch Holthus** and **Miles Simon** calling the action.

SOONER STORYLINES

► Kansas is the only Big 12 program with a winning record against Oklahoma. The Sooners are 64-137 all-time against KU and have lost 10 straight in Lawrence (last win in Allen Fieldhouse was in 1993).

► In the season's first meeting between OU and Kansas on Jan. 7, the Sooners held a 34-33 halftime lead before allowing KU to shoot .600 from the field in the second half. OU shot .296 after halftime and lost 72-61.

► OU's win at Kansas State on Saturday was just its second in its last 21 Big 12 road games and first on the road vs. a ranked league opponent in four years.

► Including Wednesday's game vs. Kansas, six of OU's first nine conference contests will have been played against ranked opponents. Only two of the Sooners' final nine league games are against teams currently ranked in the AP top 25 (vs. Missouri and at Baylor).

► Out of 338 Division I teams, OU ranks No. 19 in offensive rebounds per game (14.4), No. 29 in free throw percentage (.743) and No. 44 in total rebounds per game (38.1).

► OU has been held to a total of 29 3-point makes over the last nine games (3.2 average) and junior guard **Steven Pledger** has 23 of the conversions during the stretch. The Sooners averaged 6.7 treys over their first 11 games.

► In OU's wins, Pledger is averaging 20.8 points on .578 field goal shooting. In the team's losses, Pledger is averaging 12.7 points on .333 shooting.

► OU is the only school in the Big 12 that has three players ranked in the top 15 in scoring in league play. Pledger averages 16.5 points a game (ranks sixth) and is followed by fellow juniors **Romero Osby** (13.6; ranks 14th) and **Andrew Fitzgerald** (13.5; ranks 15th). The trio has combined for 349 of the team's 524 points (67 percent) in conference play.

► In Big 12 games, Oklahoma ranks second in the league with its +3.2 average turnover margin. OU averages just 11.4 turnovers while opponents average 14.6. The Sooners have outscored league foes 141-106 off turnovers in Big 12 play.

► The Sooners have scored at least 75 points 10 times in their 20 games after doing it seven times in their 32 contests last year.

► Oklahoma has been superb at the free throw line in Big 12 play with its .763 mark. Pledger (24-for-24) and **Carl Blair** (18-for-21) are a combined 42-for-45 (.933) at the stripe. Pledger has missed one free throw since Dec. 10 (41 for his last 42).

Stats Comparison

CATEGORY

Overall Record	13-7	17-4
Points Per Game	72.4	75.2
Opp. Points Per Game	67.3	60.6
Rebounds Per Game	38.1	37.8
Rebounding Margin	+4.2	+6.4
Field Goal Pct.	.439	.480
Opp. Field Goal Pct.	.420	.375
3-Point Pct.	.368	.346
Opp. 3-Point Pct.	.328	.343
Free Throw Pct.	.743	.685
Personal Fouls Per Game	17.5	17.9
Assists Per Game	14.1	15.8
Turnovers Per Game	12.6	13.7
Blocked Shots Per Game	3.6	5.8
Steals Per Game	7.1	7.6



► Steven Pledger

OKLAHOMA NUMERICAL ROSTER

No.	Name	Position	Height	Weight	Class	Hometown (Last School)
1	Sam Grooms	G	6-1	203	Jr.	Greensboro, N.C. (Chipola College [Fla.])
2	Steven Pledger**	G	6-4	222	Jr.	Chesapeake, Va. (Atlantic Shores Christian School)
3	T.J. Franklin	G	5-11	175	Sr.	Fort Worth, Texas (North Crowley HS)
4	Andrew Fitzgerald**	F	6-8	247	Jr.	Baltimore Md. (Brewster Academy [N.H.])
5	C.J. Washington*	F	6-7	230	Sr.	Stringtown, Okla. (Connors State JC)
12	Jarrod Kruger#	G	6-1	174	So.	Topeka, Kan. (Kansas State University)
13	James Frascilla	G	5-10	142	Fr.	Dallas, Texas (Highland Park HS)
14	Carl Blair*	G	6-2	205	Jr.	Houston, Texas (University of New Orleans)
15	Tyler Neal*	F	6-7	227	So.	Oklahoma City, Okla. (Putnam City West HS)
21	Cameron Clark*	G	6-6	198	So.	Sherman, Texas (Sherman HS)
22	Amath M'Baye#	F	6-9	214	Jr.	Bordeaux, France (University of Wyoming)
24	Romero Osby	F	6-8	232	Jr.	Meridian, Miss. (Mississippi State University)
31	Barry Honoré*	F	6-7	270	Sr.	Garland, Texas (Southern University)
32	Casey Arent	C	6-10	227	Jr.	Penryn, Calif. (Sierra College)

* Letters earned at Oklahoma #Sitting out 2011-12 season

2011-12 Big 12 Standings

Through Monday, Jan. 30

Team	Big 12			Overall		
	W	L	Pct.	W	L	Pct.
Kansas	7	1	.875	17	4	.810
Missouri	7	2	.778	20	2	.909
Baylor	6	2	.750	19	2	.905
Kansas State	4	4	.500	15	5	.750
Iowa State	5	3	.625	15	6	.714
Oklahoma	3	5	.375	13	7	.650
Oklahoma State	3	5	.375	10	11	.476
Texas A&M	3	5	.375	12	8	.600
Texas	3	6	.333	13	9	.591
Texas Tech	0	8	.000	7	13	.350



Oklahoma Quick Facts

Official Name: University of Oklahoma

Location: Norman, Okla.

Founded: 1890

Enrollment: 30,754

Nickname: Sooners

Colors: Crimson and Cream

President: David L. Boren

Athletics Director: Joe Castiglione

Arena: Lloyd Noble Center (12,000)

First Year of Basketball: 1907-08

NCAA Tournament Appearances: 26

NIT Appearances: 7

All-Time Record: 1,538-985 (.610)

Regular Season Conference Championships: 14 (1928, 1929, 1939, 1940, 1942, 1944, 1947, 1949, 1979, 1984, 1985, 1988, 1989, 2005)

Conference Tournament Championships: 7 (1979, 1985, 1988, 1990, 2001, 2002, 2003)

Head Coach: Lon Kruger (Kansas State '75)

Career Record: 492-311 (26th year)

Oklahoma Record: 13-7 (first year)

NCAA Appearances: 13 (most recent 2011)

NIT Appearances: 4 (most recent 2009)

Assistant Coaches: Chris Crutchfield (Nebraska-Omaha '92), Steve Henson (Kansas State '90), Lew Hill (Wichita State '88)

Director of Operations: Mike Shepherd (Kansas State '92)

Director of Student-Athlete Performance: Jozsef Szendrei (Oklahoma '03)

Video Coordinator: Scott Thompson

Equipment Manager: Marco Griego

Graduate Managers: Wade Mason, Teddy Owens

Athletics Trainer: Alex Brown

Team Physician: Dr. Brock Schnebel

Official Website: SoonerSports.com

► Rebounding was a major strength for OU in non-conference play. The Sooners finished that portion of their schedule with a +10.4 average rebounding margin. They have been outboarded in six of their eight league games, however, and own a -5.1 average margin in those eight. OU boasts a 287-241 offensive rebounding advantage on the year.

PLEDGER AMONG BIG 12'S OFFENSIVE LEADERS

► After averaging 8.6 points and shooting .386 from the field and .345 from 3-point range over his first two seasons, junior guard **Steven Pledger** is averaging 17.8 points this year while shooting .485 from the field and .436 from long distance. Pledger leads the Big 12 in 3-pointers per game (2.7) and ranks second in scoring, fourth in free throw percentage (.906; seventh nationally), fifth in field goal percentage and sixth in 3-point field goal percentage.

► Pledger, the reigning Big 12 Player of the Week, has scored in double figures in 18 of his 19 outings (held to nine Jan. 9 at Oklahoma State). He has scored at least 20 points six times after doing it three times all of last year, and has netted at least 15 points on seven other occasions.

► Pledger has already made more field goals (115) in 19 games this year than he did in 32 games last season (112).

MORE INDIVIDUAL NOTES

► Junior forward **Andrew Fitzgerald** scored in double figures in 14 straight games prior to his three-point performance at Kansas State on Saturday. Fitzgerald is averaging 14.2 points on .500 shooting over the last 15 outings after averaging just 8.4 points on .400 shooting over the season's first five games. He has scored at least 17 points in five of the last 11 contests, including a season-high 21 Jan. 14 against Kansas State when he made a career-high nine field goals on 10 attempts.

► Junior point guard **Sam Grooms** leads the Big 12 (ranks 10th nationally) in assist-to-turnover ratio (2.9) and ranks third in the league in assists (5.6 apg). He has recorded one or zero turnovers 10 times in 20 games, including each of the last four outings. During the current four-game stretch, Grooms has handed out 25 assists while committing just three turnovers (8.3 ratio). Only one Sooner in the last 15 years averaged more assists per game for an entire season than Grooms' current 5.6 average (6.9 by **Terrell Everett** in 2005-06).

► Junior forward **Romero Osby** leads the Big 12 with his 3.1 offensive rebounds per game and ranks third with his 8.0 overall boards per outing. He is also tied for second with six double-doubles. He has recorded at least 10 rebounds on eight occasions this year (his career high entering the season was eight rebounds). Osby, who pulled down a career-high 18 boards vs. South Carolina State on Dec. 21, is averaging 15.7 points over the last six games on .532 shooting. He has scored a career-high 18 points in four of the last nine outings. His scoring surge can be partially attributed to his ability to get to the free throw line. He has 37 free throw attempts over the last six games (made 27), 18 more than the next highest total on the team during the span (19 attempts by Fitzgerald).

► Sophomore guard **Cameron Clark** returned to the starting lineup two games ago against Baylor after coming off the bench the previous three games (the only non-starts of his career). Clark, who has been held to single-digit scoring eight times in the last 11 games after scoring at least 10 points in six of the previous seven outings, is averaging 8.5 points on .398 shooting this year. Last season, he averaged 9.3 points on .474 shooting. All five of his 3-point makes this year came in back-to-back December games.

CLEANING THE GLASS

► OU ranks second in the Big 12 and 44th nationally in rebounds per game (38.1). It also ranks No. 2 in the league and No. 19 nationally with its 14.4 offensive rebounds per game, and No. 3 in the conference in offensive rebounding percentage at .396. The tallest Sooner in the starting lineup is 6-8.

► The Sooners have been outrebounded seven times in 20 games, but six of those occasions have taken place in eight Big 12 games.

► Oklahoma's top two rebounding totals of the 16-year Big 12 era have been recorded this year (63 vs. S.C. State and 61 vs. Coppin State). They are the two highest totals among Big 12 teams on the season.

► OU has pulled down double-digit offensive rebounds in 16 of 20 games and is averaging 14.4 offensive boards per contest to its opponents' 12.1.

► The Sooners are averaging 5.9 more offensive rebounds per game this year than they did last season (14.4 to 8.5).

PREVIEWING KANSAS

► Ranked No. 8 in both the AP and coaches' polls, Kansas is coming off its first loss of the Big 12 season on Saturday. The Jayhawks (17-4 overall, 7-1 Big 12) fell 72-64 at unranked Iowa State, their first defeat in 11 games. They hold a half-game lead over Missouri (7-2) for the top spot in the league race.

► Kansas is 11-0 at home and has won 17 straight games at Allen Fieldhouse. It has won its four Big 12 home games by an average of 13.8 points (over Kansas State, Iowa State, Baylor and Texas A&M).

► In Big 12 play, the Jayhawks average 73.9 points per game (rank third in league) and are shooting .480 from the field (second), .331 from 3-point distance (fifth) and .684 from the free throw line (seventh). They rank second in rebounding margin (+3.8 per game).

► Junior forward **Thomas Robinson**, a teammate of OU's **Andrew Fitzgerald** at Brewster Academy in New Hampshire, ranks fourth in the Big 12 (all games) in scoring (17.5 ppg) and first in rebounding (11.8 rpg; ranks No. 2 nationally). Robinson's 14 double-doubles are eight more than the league's second-highest total (six by OU's **Romero Osby** and Iowa State's **Royce White**). The three-time Big 12 Player of the Week is averaging 16.0 points and 8.7 rebounds the last three games.

► Senior guard **Tyshawn Taylor** averages 16.5 points and a team-high 5.2 assists per game (ranks fifth in league). A career .360 3-point shooter entering the season, Taylor has made 33 of his 73 attempts this season for a .452 mark.

Romero Osby's Double-Digit Rebounding Games

Opponent	Rebs.
Idaho State	10
Coppin State	10
vs. Santa Clara	10
vs. Houston	10
South Carolina State	18
at Cincinnati	12
at Oklahoma State	10
Baylor	11

AP Top 25 Poll**January 30**

School	Record
1. Kentucky (66)	21-1
2. Syracuse (2)	22-1
3. Ohio State	19-3
4. Missouri	19-2
5. North Carolina	18-3
6. Baylor	19-2
7. Duke	18-3
8. Kansas	17-4
9. Michigan State	17-4
10. Murray State	21-0
11. UNLV	20-3
12. Florida	17-4
13. Creighton	20-2
14. Georgetown	16-4
15. Marquette	18-4
16. Virginia	17-3
17. San Diego State	18-3
18. Saint Mary's	21-2
19. Wisconsin	17-5
20. Indiana	17-5
21. Florida State	14-6
22. Mississippi State	17-5
23. Michigan	16-6
24. Gonzaga	17-3
25. Vanderbilt	16-5

ESPN/USA Today Top 25 Poll**January 30**

School	Record
1. Kentucky (31)	21-1
2. Syracuse	22-1
3. Ohio State	19-3
4. Missouri	19-2
5. Duke	18-3
6. Baylor	19-2
7. North Carolina	18-3
8. Kansas	17-4
9. Murray State	21-0
10. Michigan State	17-4
11. Florida	17-4
12. Creighton	20-2
13. UNLV	20-3
14. Georgetown	16-4
15. Marquette	18-4
16. Saint Mary's	21-2
17. San Diego State	18-3
18. Virginia	17-3
19. Mississippi State	17-5
20. Indiana	17-5
21. Wisconsin	17-5
22. Michigan	16-6
23. Harvard	18-2
24. Florida State	14-6
25. Louisville	17-5

OU opponents and potential opponents in **bold**

► Junior guards **Travis Releford** and **Elijah Johnson** average 9.7 and 9.2 points per game, respectively. Releford, who scored a career-high 28 points vs. OU on Jan. 7, is shooting .518 from the field. Johnson, meanwhile, also averages 3.6 assists and has made a team-high 34 3-pointers (shooting .298 from behind the arc).

► **Bill Self** is in his ninth year as Kansas' head coach and owns a 254-50 record. He's in his 19th year overall.

OU-KANSAS SERIES HISTORY

Kansas is the only Big 12 program with a winning record against Oklahoma. The Jayhawks own a 137-64 series advantage and are 69-16 vs. OU in Lawrence. The Sooners had won three of five overall meetings in the series and four of seven prior to Kansas' current seven-game victory streak. OU is 4-16 against the Jayhawks since the formation of the Big 12 Conference. The Sooners have lost 10 straight games in Lawrence. Their last win there came as an unranked team in 1993 (80-77 over the No. 6 Jayhawks).

JAN. 7 VS. THE JAYHAWKS (BOX SCORE ON PAGE 13 OF THESE NOTES)

► Oklahoma led 34-33 at halftime but was outscored 39-27 afterward in a 72-61 home loss to No. 14 Kansas on Jan. 7. After shooting .424 from the field in the first half, the Jayhawks posted a .600 mark in the second. OU shot .478 in the first half but just .296 afterward.

► The Sooners committed 17 turnovers (one shy of their season high), which led to 20 Kansas points. The Jayhawks also outscored OU 16-2 via the fast break and racked up 48 points in the paint to OU's 16.

► The Big 12's top two rebounding teams at the time tied each other on the glass, 34-34.

► Junior guard **Steven Pledger** scored a team-high 14 points but was held to 4-for-12 shooting. He made all five of his free throw attempts and two of the team's three 3-pointers.

► Junior forward **Andrew Fitzgerald** scored 11 points for his ninth straight double-digit game and added seven rebounds.

► Junior guard **Carl Blair** recorded 11 points (his most since the season opener) and three assists in 12 minutes off the bench. He was 6-for-6 at the free throw line.

► Kansas junior guard **Travis Releford** scored a career-high 28 points on 9-for-13 field goal shooting. Releford's previous career high was 16 points. Junior forward **Thomas Robinson** added 18 points and nine rebounds.

SATURDAY'S KANSAS STATE RECAP (BOX SCORE ON PAGE 12 OF THESE NOTES)

► After squandering a 10-point second-half lead and falling behind 51-49 with 5:45 remaining, Oklahoma outscored Kansas State 14-9 down the stretch en route to a 63-60 victory in Lon Kruger's return to Manhattan, Kan. It was Kruger's first game inside Bramlage Coliseum in 22 seasons and OU's first Big 12 road win over a ranked opponent in four years.

► OU won despite shooting just .400 from the field. It forced 20 Kansas State turnovers (a KSU season high) and outscored the Wildcats 22-12 off turnovers. After getting outrebounded by 20 and giving up 25 second-chance points in the first meeting on Jan. 14, the Sooners were outrebounded by just four (33-29) Saturday and posted a 12-7 advantage in second-chance points.

► Junior guard **Steven Pledger** led OU in scoring for the 11th time this year, finishing with a game-high 30 points on 11-for-17 field goal, 4-for-7 3-point and 4-for-4 free throw shooting. He scored eight points in the final 5:30 to help secure the win, including back-to-back 3-pointers to put OU ahead for good inside of five minutes.

► Sophomore guard **Cameron Clark** contributed 11 points and a team-high six rebounds. Three of his field goals were alley-oop dunks.

► Junior guard **Sam Grooms** scored four points (all in the final 2:50) and handed out a game-high seven assists against just one turnover. Reserve point guard **Carl Blair** registered five assists while also committing just one turnover.

UP NEXT

Oklahoma returns home to host Iowa State on Saturday at 5 p.m. CT (televised by ESPN2).

QUANTIFYING OU'S BASKETBALL TRADITION

► This is the 105th season of Oklahoma varsity basketball (the program's first game was Nov. 26, 1907).

► OU owns a 1,538-985 (.610) all-time record, ranking it 30th in NCAA Division I history in wins and 41st in winning percentage.

► Oklahoma has participated in four NCAA Final Fours (1939, 1947, 1988 and 2002) and in two NCAA championship games (it lost to Holy Cross in 1947 and to Kansas in 1988).

► OU has made 26 NCAA Tournament appearances and seven postseason NIT showings. It has made 22 NCAA Tournament appearances over the last 29 years.

► Oklahoma has made 27 postseason appearances over the last 30 years (22 NCAA Tournaments and five NITs).

► The Sooners have won 14 regular season conference championships (most recently in 2005) and seven conference tournament titles (including the 2001, 2002 and 2003 Big 12 crowns).

► The Sooners posted the eighth best NCAA Division I winning percentage (.731) in the 1980s and the eighth best (.738) in the 2000s.

► Twenty different Sooners have earned All-America honors a total of 30 times. They have earned consensus first-team All-America acclaim nine times and consensus second-team honors on four occasions.

► **Wayman Tisdale** was a three-time consensus first-team All-American during his three seasons at OU (1983-85).

► Oklahoma players have earned first-team all-conference accolades a total of 73 times.

► The Sooners own a winning record against eight of the other nine members of the Big 12 Conference (Kansas is the only league program with a series lead against OU).

► OU has played its home games in four different venues: the OU Gymnasium (1907-1919), the R.O.T.C. Armory (1919-1928), the OU Field House (1928-75) and Lloyd Noble Center (1975-present).

PLAYER NOTES

1 SAM GROOMS (6-1, 203, JUNIOR, GUARD)

- ▶ Point guard who is averaging 6.4 points, 3.1 boards and 5.6 assists in 30.9 minutes a contest.
- ▶ Ranks third in Big 12 in assists and first (10th nationally) in assist-to-turnover ratio (2.9).
- ▶ Has 25 assists and just 3 turnovers over the last four games (8.3 ratio).
- ▶ Has recorded 1 or 0 turnovers 10 times in 20 games (each of last four).
- ▶ Point guard who transferred from Chipola College in Florida.
- ▶ Rated as nation's third-best junior college player in 2010-11 by JucoRecruiting.com.
- ▶ Started 50 games in his two seasons at Chipola (averaged 11.1 points, 5.9 assists last year).

2 STEVEN PLEDGER (6-4, 222, JUNIOR, GUARD)

- ▶ Reigning Big 12 Player of the Week (averaged 23.5 points, 5.5 rebounds and 2.5 assists).
- ▶ Coming off a 30-point game at K-State (third-highest career total) on 11-for-17 shooting.
- ▶ Averaging 17.8 points (ranks No. 2 Big 12), 4.2 rebounds and 1.7 assists in 32.3 minutes.
- ▶ Leads Big 12 (conference games) in free throw percentage (is 24-for-24).
- ▶ Has made 41 of his last 42 free throw attempts (.976) going back to Dec. 10 Arkansas game.
- ▶ Ranks sixth in Big 12 with his .436 3-point percentage and first with his 2.7 treys/game.
- ▶ Averaging 20.8 points in team's wins but just 12.7 in losses.
- ▶ Recorded first career double-double vs. Houston on Dec. 17 (31 points, 10 rebounds).
- ▶ Has six games of at least 20 points this year (had three all of last season).
- ▶ Averaged a team-high 15.4 points in OU's wins last year compared to 7.4 points in losses.
- ▶ Scored a career-high 38 points (career highs of 12 field goals, 7 treys and 7 free throw makes) in overtime win at Iowa State last season (scored 17 of team's final 21 points).

3 T.J. FRANKLIN (5-11, 175, SENIOR, GUARD)

- ▶ Averaging 2.9 minutes in his 10 games this year (has 2 points and 2 assists).
- ▶ Played a career-high 9 minutes Dec. 2 vs. Sacramento State (2 points, 1 assist, 1 steal).
- ▶ A walk-on point guard who is the only fourth-year player on team.
- ▶ Played a total of 16 minutes last year (12 games) and scored four points.
- ▶ Helped North Crowley HS (Fort Worth, Texas) to 38-1 record and 2008 Class 5A state title.
- ▶ Voted by teammates as squad's hardest worker, best leader by example, most impressive in the weight room, fastest from baseline to baseline and best video game player.
- ▶ An information studies major at OU who graduated No. 7 in his high school class.

4 ANDREW FITZGERALD (6-8, 247, JUNIOR, FORWARD)

- ▶ Averaging 12.8 points and 5.2 rebounds (ranks second on team in both categories).
- ▶ Turned in a season-high 21-point outing vs. No. 18 Kansas State (9-for-10 from field) Jan. 14.
- ▶ Has scored in double figures in 14 of last 15 games (at least 17 in 5 of last 11 outings).
- ▶ Averaging 14.2 points the last 15 games after averaging 8.0 the first five.
- ▶ Shooting .500 from field the last 15 outings after shooting .400 the first five.
- ▶ Has started 53 consecutive games.
- ▶ OU's leading returning scorer (12.6) and rebounder (5.0) from last season. Also led team with his 21 blocked shots and 34 steals in an average of 30.8 minutes per game.
- ▶ An honorable mention All-Big 12 selection as a sophomore last season.
- ▶ Started all 32 games last year and scored at least 10 points 22 times (at least 20 four times).
- ▶ Arrived at OU in summer 2009 weighing 273 pounds but entered 2011-12 season at 247.

5 C.J. WASHINGTON (6-7, 230, SENIOR, FORWARD)

- ▶ Averaging 2.4 points and 3.2 rebounds in 10.3 minutes a game (DNP in season opener).
- ▶ Seven of his career-high 12 boards (in 13 min.) against South Carolina State were offensive.
- ▶ Leads team in rebounds per minute (40-minute projection is 12.5 boards).
- ▶ Handed out 3 assists vs. Coppin State in his first game of year (recorded 2 all of last season).
- ▶ Came off bench in each of his 31 games last year and averaged 2.5 points and 3.1 rebounds.
- ▶ A first-team junior college All-American at Connors State College (Warner, Okla.) in 2009-10 when he averaged 19.3 points, a school-record 13.0 rebounds and 1.8 block per game.
- ▶ Named the 2010 Region II Junior College Player of the Year and Region II Tournament MVP.
- ▶ Recorded 25 double-doubles in his 32 games (including a stretch of 14 straight).

13 JAMES FRASCHILLA (5-10, 142, FRESHMAN, GUARD)

- ▶ A walk-on point guard from Dallas, Texas, who has 2 points in his 7 appearances (9 minutes).
- ▶ Helped Highland Park HS to a 22-8 record last year and a District 10-4A championship.
- ▶ Averaged 5.9 points, 5.0 assists and 2.7 steals as a senior to earn all-district honors.
- ▶ Voted by teammates as the Sooner who would make the best college head coach.
- ▶ Son of ESPN analyst and former college head coach Fran Fraschilla.

14 CARL BLAIR (6-2, 205, JUNIOR, GUARD)

- ▶ Averaging 4.0 points and 2.9 assists in 16.3 minutes a game.
- ▶ Has just four points over the last four games after averaging 12.0 the previous three outings.
- ▶ Ranks fourth in the Big 12 (league games) with his 2.3 steals per contest.
- ▶ Has started four games on the season (season opener and three of the last five).
- ▶ Set OU personal career highs with 20 points, 10 rebounds and 5 steals off bench Jan. 9 at OSU.
- ▶ Started year 12-for-25 (.480) from 3-point range but has missed his last 12 attempts.
- ▶ Played in 30 of team's 32 games last year and made 25 starts (including last 22 contests).
- ▶ Averaged 7.5 points and team-high 4.7 assists in 27.6 minutes a game.
- ▶ Transfer from New Orleans who averaged 9.2 points, 4.4 rebounds and 3.7 assists in 2009-10.
- ▶ Recorded triple-double at New Orleans (13 points, 10 rebounds and 11 assists).

15 TYLER NEAL (6-7, 227, SOPHOMORE, FORWARD)

- ▶ Has come off the bench to average 4.3 points and 2.5 boards in 14.3 minutes an outing.
- ▶ Shooting .356 (16-for-45) from 3-point range and .792 (19-for-24) from free throw line.
- ▶ Averaging just 1.0 point in 9.9 minutes over last nine games (3-for-13 FG shooting).
- ▶ Recorded a career-high 18-point game vs. Arkansas Dec. 10 (career highs of 4 treys, 4 assists).
- ▶ Played in 26 of team's 32 games last year as a freshman and made six starts.
- ▶ Averaged 4.2 points and 2.3 rebounds in 12.5 minutes a game.
- ▶ Earned state-player-of-the-year honors from Gatorade, the Oklahoma Coaches Association and The Oklahoman as a high school senior at Putnam City West.

21 CAMERON CLARK (6-6, 198, SOPHOMORE, GUARD)

- ▶ Returned to starting lineup last Tuesday vs. Baylor after coming off bench 3 straight games.
- ▶ Has started 49 of his 52 career games.
- ▶ Averaging 7.2 points the last 13 games after averaging 14.0 the previous five.
- ▶ Has scored in double figures four times in last 13 games (three times in last five).
- ▶ Held scoreless vs. Arkansas (Dec. 10) and at Cincinnati (Dec. 29).
- ▶ Ranked fourth on team in scoring (9.3 ppg) last year and third in rebounding (4.5 rpg).
- ▶ Ranked eighth in Big 12 (second among freshmen) with his 33.6 minutes per game.
- ▶ Averaged 13.1 points in wins and 6.3 points in losses.
- ▶ Played at least 40 minutes on seven occasions.
- ▶ Ranked No. 32 as a high school senior by ESPN, No. 34 by Rivals.com and No. 39 by Scout.com.

24 ROMERO OSBY (6-8, 232, JUNIOR, FORWARD)

- ▶ Averaging 12.0 points and team-high 8.0 rebounds in 29.8 minutes a game.
- ▶ Tied a career high with 18 points three of the last six outings (at OSU, vs. K-State, at A&M).
- ▶ Averaging 15.7 points (.532 field goal shooting) the last five games.
- ▶ Ranks third in Big 12 in rebounding and first in offensive rebounding (3.1 per game).
- ▶ Tied for second in Big 12 (with Iowa State's Royce White) with six double-doubles.
- ▶ Has grabbed 10+ rebounds in eight of 20 outings (at least 6 boards in all but five games).
- ▶ Has recorded 30 of team's 52 dunks on the year (58 percent).
- ▶ His 18 rebounds vs. S.C. State Dec. 21 tied as most by a Sooner in three seasons.
- ▶ Sat out last season after transferring from Mississippi State University.
- ▶ Averaged 4.2 points and 2.6 rebounds in 12.8 minutes a game during his two seasons at MSU.
- ▶ Rated No. 57 nationally by Rivals.com and No. 70 by Scout.com out of high school.

31 BARRY HONORÉ (6-7, 270, SENIOR, FORWARD)

- ▶ Averaging 0.9 points, 1.0 rebound and 0.5 blocks in 5.1 minutes a game (played in 16 games).
- ▶ Recorded OU career highs of 4 points, 4 boards and 2 assists Dec. 31 vs. Northwestern State.
- ▶ A walk-on who transferred from Southern University and is one of three seniors on the team.
- ▶ Averaged 1.2 points and 1.0 rebound in 5.7 minutes a game last year (shot .632 from field).
- ▶ Named 2008 Southwestern Athletic Conference Freshman of the Year after averaging 8.8 points and 5.1 rebounds a game at Southern.
- ▶ Started 54 of his 60 games during his two-year career at Southern.

32 CASEY ARENT (6-10, 227, JUNIOR, CENTER)

- ▶ Averaging 1.5 points and 2.3 boards in 7.7 minutes per outing (has played in 17 of 20 games).
- ▶ Has 18 offensive rebounds and 21 defensive boards.
- ▶ Turned in a 4-point, 4-rebound game (8 minutes) Jan. 21 at Texas A&M.
- ▶ Rated as the nation's 22nd-best juco player last year by JucoRecruiting.com.
- ▶ Earned first-team All-Big 8 and first-team all-state honors as a sophomore last year at Sierra College in Rocklin, Calif.
- ▶ Averaged 19.1 points and 11.4 rebounds per game last season (17 double-doubles).

SEASON STATISTICS

#	Player	gp-gs	min	avg	Total		3-Point		F-Throw		Rebounds												pts	avg
					fg-fga	fg%	3fg-fga	3fg%	ft-fa	ft%	off	def	tot	avg	pf	dq	a	to	blk	stl	pts	avg		
02	Pledger, Steven	19-19	613	32.3	115-237	.485	51-117	.436	58-64	.906	28	51	79	4.2	43	1	33	35	4	20	339	17.8		
11	Newell, Calvin	5-0	98	19.6	25-51	.490	10-26	.385	5-7	.714	3	5	8	1.6	4	0	4	4	0	3	65	13.0		
04	Fitzgerald, Andrew	20-20	543	27.2	107-222	.482	0-0	.000	41-59	.695	49	55	104	5.2	61	2	8	22	11	15	255	12.8		
24	Osby, Romero	20-20	595	29.8	89-183	.486	3-10	.300	58-80	.725	62	98	160	8.0	43	1	15	30	24	14	239	12.0		
21	Clark, Cameron	20-17	501	25.1	66-166	.398	5-14	.357	32-47	.681	16	57	73	3.7	38	0	29	30	8	14	169	8.5		
01	Grooms, Sam	20-20	618	30.9	42-126	.333	6-29	.207	38-56	.679	12	49	61	3.1	38	0	111	38	2	20	128	6.4		
15	Neal, Tyler	20-0	286	14.3	25-65	.385	16-45	.356	19-24	.792	14	36	50	2.5	31	1	13	24	2	11	85	4.3		
14	Blair, Carl	20-4	325	16.3	19-63	.302	12-37	.324	30-39	.769	9	33	42	2.1	33	0	57	41	2	30	80	4.0		
05	Washington, C.J.	19-0	195	10.3	21-39	.538	0-0	.000	3-6	.500	24	37	61	3.2	22	0	6	5	9	6	45	2.4		
32	Arent, Casey	17-0	131	7.7	11-28	.393	0-0	.000	4-4	1.000	18	21	39	2.3	25	0	1	12	2	6	26	1.5		
31	Honore, Barry	16-0	82	5.1	5-11	.455	0-0	.000	4-7	.571	12	4	16	1.0	7	0	2	5	8	0	14	0.9		
13	Fraschilla, James	7-0	9	1.3	1-2	.500	0-0	.000	0-0	.000	1	0	1	0.1	2	0	0	0	0	0	2	0.3		
03	Franklin, T.J.	10-0	29	2.9	1-8	.125	0-2	.000	0-0	.000	1	3	4	0.4	3	0	2	4	0	2	2	0.2		
Team											38	26	64				1							
Total.....		20	4025		527-1201	.439	103-280	.368	292-393	.743	287	475	762	38.1	350	5	281	251	72	141	1449	72.4		
Opponents.....		20	4025		475-1131	.420	141-430	.328	256-362	.707	241	437	678	33.9	372	11	278	295	56	112	1347	67.3		

TEAM STATISTICS	OU	OPP
SCORING	1449	1347
Points per game	72.4	67.3
Scoring margin	+5.1	-
FIELD GOALS-ATT	527-1201	475-1131
Field goal pct	.439	.420
3 POINT FG-ATT	103-280	141-430
3-point FG pct	.368	.328
3-pt FG made per game	5.2	7.1
FREE THROWS-ATT	292-393	256-362
Free throw pct	.743	.707
F-Throws made per game	14.6	12.8
REBOUNDS	762	678
Rebounds per game	38.1	33.9
Rebounding margin	+4.2	-
ASSISTS	281	278
Assists per game	14.1	13.9
TURNOVERS	251	295
Turnovers per game	12.6	14.8
Turnover margin	+2.2	-
Assist/turnover ratio	1.1	0.9
STEALS	141	112
Steals per game	7.1	5.6
BLOCKS	72	56
Blocks per game	3.6	2.8
ATTENDANCE	91856	61148
Home games-Avg/Game	11-8351	4-11384
Neutral site-Avg/Game	-	5-3123

Date	Opponent	Score	Att.
11/11/11	IDAHO STATE	w 78-74	7622
11/18/11	COPPIN STATE	w 92-65	7460
# 11/24/11	vs Washington State	w 74-59	1457
# 11/25/11	vs Santa Clara	w 85-73	1777
# 11/27/11	vs Saint Louis	L 63-83	2637
12/02/11	SACRAMENTO STATE	w 82-53	7460
12/08/11	ORAL ROBERTS	w 73-59	7699
12/10/11	ARKANSAS	w 78-63	9077
\$ 12/17/11	vs Houston	w 79-74	5303
12/21/11	SOUTH CAROLINA STATE	w 83-48	8136
% 12/29/11	vs Cincinnati	L 55-56	4439
12/31/11	NORTHWESTERN STATE	w 83-63	8532
* 01/03/12	at Missouri	L 49-87	15061
* 01/07/12	KANSAS	L 61-72	11268
* 01/09/12	at Oklahoma State	L 65-72	9478
* 01/14/12	KANSAS STATE	w 82-73	8812
* 01/17/12	TEXAS TECH	w 64-55	7786
* 01/21/12	at Texas A&M	Lot 75-81	8468
* 01/24/12	BAYLOR	L 65-77	8004
* 01/28/12	at Kansas State	w 63-60	12528

76 Classic (Anaheim, Calif.)

\$ All-College Classic (Oklahoma City, Okla.)

% at U.S. Bank Arena (Cincinnati, Ohio)

* = Conference game

Score by Periods	1st	2nd	OT	Totals
Oklahoma	688	751	10	1449
Opponents	597	734	16	1347

BIG 12 GAMES ONLY

##	Player	gp-gs	min	avg	Total		3-Point		F-Throw		Rebounds				pf	dq	a	to	blk	stl	pts	avg
					fg-fga	fg%	3fg-fga	3fg%	ft-fa	ft%	off	def	tot	avg								
02	Pledger, Steven	8-8	276	34.5	44-108	.407	20-53	.377	24-24	1.000	9	26	35	4.4	21	1	11	15	2	7	132	16.5
24	Osby, Romero	8-8	269	33.6	39-77	.506	1-4	.250	30-41	.732	24	31	55	6.9	23	0	4	17	12	7	109	13.6
04	Fitzgerald, Andrew	8-8	245	30.6	46-97	.474	0-0	.000	16-23	.696	19	21	40	5.0	28	2	4	11	2	7	108	13.5
21	Clark, Cameron	8-5	204	25.5	25-60	.417	0-1	.000	17-22	.773	5	24	29	3.6	14	0	10	10	0	7	67	8.4
14	Blair, Carl	8-3	144	18.0	10-36	.278	4-19	.211	18-21	.857	4	17	21	2.6	13	0	23	13	1	18	42	5.3
01	Grooms, Sam	8-8	272	34.0	16-53	.302	0-7	.000	9-14	.643	5	14	19	2.4	18	0	46	12	2	8	41	5.1
05	Washington, C.J.	8-0	82	10.3	7-12	.583	0-0	.000	0-2	.000	8	9	17	2.1	14	0	1	2	3	3	14	1.8
15	Neal, Tyler	8-0	75	9.4	2-12	.167	1-8	.125	2-4	.500	5	4	9	1.1	6	0	3	10	1	3	7	0.9
32	Arent, Casey	7-0	33	4.7	2-4	.500	0-0	.000	0-0	.000	3	5	8	1.1	7	0	0	0	0	2	4	0.6
31	Honore, Barry	4-0	18	4.5	0-1	.000	0-0	.000	0-1	.000	2	0	2	0.5	2	0	0	1	1	0	0	0.0
03	Franklin, T.J.	2-0	4	2.0	0-1	.000	0-0	.000	0-0	.000	0	1	1	0.5	0	0	0	0	0	0	0	0.0
13	Fraschilla, James	2-0	3	1.5	0-0	.000	0-0	.000	0-0	.000	0	0	0	0.0	0	0	0	0	0	0	0	0.0
Team											10	10	20									
Total.....		8	1625		191-461	.414	26-92	.283	116-152	.763	94	162	256	32.0	146	3	102	91	24	62	524	65.5
Opponents.....		8	1625		202-439	.460	57-158	.361	116-158	.734	102	195	297	37.1	144	3	114	117	26	41	577	72.1

TEAM STATISTICS	OU	OPP	Date	Opponent	Score	Att.
SCORING	524	577	* 01/03/12	at Missouri	L 49-87	15061
Points per game	65.5	72.1	* 01/07/12	KANSAS	L 61-72	11268
Scoring margin	-6.6	-	* 01/09/12	at Oklahoma State	L 65-72	9478
FIELD GOALS-ATT	191-461	202-439	* 01/14/12	KANSAS STATE	W 82-73	8812
Field goal pct	.414	.460	* 01/17/12	TEXAS TECH	W 64-55	7786
3 POINT FG-ATT	26-92	57-158	* 01/21/12	at Texas A&M	Lot 75-81	8468
3-point FG pct	.283	.361	* 01/24/12	BAYLOR	L 65-77	8004
3-pt FG made per game	3.3	7.1	* 01/28/12	at Kansas State	W 63-60	12528
FREE THROWS-ATT	116-152	116-158				
Free throw pct	.763	.734				
F-Throws made per game	14.5	14.5				
REBOUNDS	256	297				
Rebounds per game	32.0	37.1				
Rebounding margin	-5.1	-				
ASSISTS	102	114				
Assists per game	12.8	14.3				
TURNOVERS	91	117				
Turnovers per game	11.4	14.6				
Turnover margin	+3.3	-				
Assist/turnover ratio	1.1	1.0				
STEALS	62	41				
Steals per game	7.8	5.1				
BLOCKS	24	26				
Blocks per game	3.0	3.3				
ATTENDANCE	35870	45535				
Home games-Avg/Game	4-8968	4-11384				
Neutral site-Avg/Game	-	0-0				

Score by Periods	1st	2nd	OT	Totals
Oklahoma	246	268	10	524
Opponents	259	302	16	577

SEASON RESULTS

Date	Opponent	Score	W/L	Attend.	Points Leader	Rebounds Leader	Assists Leader
11/11	Idaho State	78-74	W	7,622	Newell 19	Osby 10	Grooms 8
11/18	Coppin State	92-65	W	7,460	Pledger 20	Osby 10	Blair, Clark 4
11/24	vs. Washington State #	74-59	W	1,457	Newell 18	Fitzgerald 7	Grooms 10
11/25	vs. Santa Clara #	85-73	W	1,777	Pledger 26	Fitzgerald 13	Grooms 6
11/27	vs. Saint Louis #	63-83	L	2,637	Clark, Osby 14	Clark, Osby 6	Pledger 2
12/2	Sacramento State	82-53	W	7,460	Clark 18	Blair 5	Pledger 5
12/8	Oral Roberts	73-59	W	7,699	Pledger 17	Clark 8	Grooms 5
12/10	Arkansas	78-36	W	9,077	Pledger 22	Fitzgerald 8	Neal 4
12/17	vs. Houston \$	79-74	W	5,303	Pledger 31	Osby, Pledger 10	Grooms 8
12/21	South Carolina State	83-48	W	8,136	Pledger 22	Osby 18	Grooms 6
12/29	at Cincinnati %	55-56	L	4,439	Fitzgerald 18	Osby 12	Grooms 9
12/31	Northwestern State	83-63	W	8,532	Osby, Pledger 18	Clark 9	Blair 6
1/3	at Missouri (7)	49-87	L	15,061	Fitzgerald 18	Fitzgerald 6	Grooms 7
1/7	Kansas (14)	61-72	L	11,268	Pledger 14	Osby 9	Grooms 5
1/9	at Oklahoma State	65-72	L	9,478	Blair 20	Blair, Osby 10	Clark 3
1/14	Kansas State (18)	82-73	W	8,812	Fitzgerald 21	Osby, Pledger 6	Grooms 9
1/17	Texas Tech	64-55	W	7,786	Pledger 17	Osby 8	Blair, Grooms 4
1/21	at Texas A&M	75-81	L (OT)	8,468	Osby 18	Fitzgerald 7	Grooms 7
1/24	Baylor (6)	65-77	L	8,004	Pledger 17	Osby 11	Grooms 7
1/28	at Kansas State (22)	63-60	W	12,528	Pledger 30	Clark 6	Grooms 7
2/1	at Kansas (8)						
2/4	Iowa State						
2/6	Missouri						
2/11	at Texas Tech						
2/14	Texas						
2/18	at Iowa State						
2/22	Oklahoma State						
2/25	at Baylor						
2/29	at Texas						
3/3	Texas A&M						

Associated Press rankings in parentheses

76 Classic (Anaheim, Calif.)

\$ All-College Classic (Oklahoma City, Okla.)

% at U.S. Bank Arena

Record Summary	Overall	Home	Away	Neutral
All Games	13-7	9-2	1-4	3-1
Big 12 Games	3-5	2-2	1-3	0-0
Non-Conference Games	10-2	7-0	0-1	3-1

POINTS-REBOUNDS-ASSISTS

Date	Opponent	1 GROOMS	2 PLEDGER	3 FRANKLIN	4 FTZGERLD	5 WASHGTON	11 NEWELL	13 FRASCH.	14 BLAIR	15 NEAL	21 CLARK	24 OSBY	31 HONORÉ	32 ARENT
11/11	Idaho State	<u>11-6-8</u>	DNP	0-0-0	<u>7-1-0</u>	DNP	19-2-0	DNP	<u>12-6-5</u>	4-7-1	<u>2-3-0</u>	<u>17-10-4</u>	2-0-0	4-1-0
11/18	Coppin State	<u>4-4-1</u>	<u>20-2-3</u>	0-0-0	<u>10-8-0</u>	6-8-3	14-2-1	0-0-0	6-0-4	9-3-1	<u>4-4-4</u>	<u>11-10-0</u>	2-3-0	6-9-1
11/24	vs. Washington State #	<u>9-1-10</u>	<u>14-2-0</u>	0-0-1	<u>9-7-0</u>	0-2-0	18-1-3	DNP	0-0-0	2-3-0	<u>11-2-1</u>	<u>9-6-0</u>	0-0-0	2-3-0
11/25	vs. Santa Clara #	<u>12-5-6</u>	<u>26-7-0</u>	DNP	<u>12-13-0</u>	0-4-0	8-2-0	DNP	2-0-2	3-2-0	<u>11-2-1</u>	<u>9-10-1</u>	0-0-0	2-2-0
11/27	vs. Saint Louis #	<u>0-2-1</u>	<u>11-3-2</u>	DNP	<u>4-2-0</u>	2-2-0	6-1-0	DNP	3-1-1	7-1-0	<u>14-6-1</u>	<u>14-6-0</u>	0-0-0	2-1-0
12/2	Sacramento State	<u>9-4-4</u>	<u>15-1-5</u>	2-0-1	<u>13-4-1</u>	2-1-1	**	DNP	5-5-3	8-3-1	<u>18-3-3</u>	<u>8-4-3</u>	2-1-0	0-3-0
12/8	Oral Roberts	<u>2-4-5</u>	<u>17-3-3</u>	0-0-0	<u>16-3-0</u>	8-6-1	**	0-0-0	2-0-3	5-3-1	<u>16-8-2</u>	<u>7-7-0</u>	0-0-0	0-2-0
12/10	Arkansas	<u>6-3-3</u>	<u>22-3-2</u>	0-1-0	<u>17-8-0</u>	0-2-0	**	0-0-0	3-2-2	18-5-4	<u>0-1-3</u>	<u>10-7-2</u>	2-3-0	0-0-0
12/17	vs. Houston \$	<u>10-2-8</u>	<u>31-10-0</u>	DNP	<u>10-6-2</u>	0-0-0	**	DNP	0-2-2	9-6-1	<u>14-2-0</u>	<u>5-10-0</u>	0-0-0	DNP
12/21	South Carolina State	<u>7-3-6</u>	<u>22-5-1</u>	0-1-1	<u>17-2-0</u>	5-12-0	**	2-1-0	3-2-5	3-2-1	<u>8-2-1</u>	<u>10-18-1</u>	2-2-0	4-9-0
12/29	at Cincinnati %	<u>6-5-9</u>	<u>11-6-1</u>	DNP	<u>18-9-1</u>	0-2-0	**	DNP	0-1-1	8-5-0	<u>0-2-3</u>	<u>12-12-0</u>	0-1-0	DNP
12/31	Northwestern State	<u>11-3-4</u>	<u>18-2-5</u>	0-0-0	<u>14-1-0</u>	8-5-0	**	0-0-0	2-2-6	2-1-0	<u>4-9-0</u>	<u>18-5-0</u>	4-4-2	2-1-0
1/3	at Missouri (7)	<u>4-1-7</u>	<u>11-4-0</u>	0-1-0	<u>18-6-0</u>	0-2-0	**	0-0-0	2-0-0	0-0-1	<u>8-1-3</u>	<u>6-3-1</u>	0-0-0	0-2-0
1/7	Kansas (14)	<u>4-2-5</u>	<u>14-4-0</u>	0-0-0	<u>11-7-1</u>	2-2-0	**	0-0-0	11-0-3	1-0-0	<u>9-5-1</u>	<u>9-9-0</u>	0-2-0	0-0-0
1/9	at Oklahoma State	<u>2-2-0</u>	<u>9-3-1</u>	DNP	<u>12-9-0</u>	0-0-0	**	DNP	20-10-2	0-7-0	<u>4-7-3</u>	<u>18-10-1</u>	0-0-0	0-1-0
1/14	Kansas State (18)	<u>4-3-9</u>	<u>18-6-2</u>	DNP	<u>21-3-0</u>	2-0-0	**	DNP	<u>5-3-5</u>	4-0-1	10-3-0	<u>18-6-0</u>	DNP	0-0-0
1/17	Texas Tech	<u>7-4-4</u>	<u>17-3-0</u>	DNP	<u>13-4-1</u>	0-4-0	**	DNP	<u>0-2-4</u>	2-0-0	10-3-0	<u>15-8-0</u>	0-0-0	0-1-0
1/21	at Texas A&M	<u>9-3-7</u>	<u>16-4-3</u>	DNP	<u>17-7-0</u>	4-4-0	**	DNP	<u>0-3-3</u>	0-1-0	7-3-2	<u>18-5-2</u>	DNP	4-4-0
1/24	Baylor (6)	<u>7-0-7</u>	<u>17-6-4</u>	DNP	<u>13-3-0</u>	2-2-1	**	DNP	2-1-1	0-0-1	<u>8-1-0</u>	<u>16-11-0</u>	DNP	0-0-0
1/28	at Kansas State (22)	<u>4-4-7</u>	<u>30-5-1</u>	DNP	<u>3-1-2</u>	4-3-0	**	DNP	2-2-5	0-1-0	<u>11-6-1</u>	<u>9-3-0</u>	DNP	DNP
2/1	at Kansas (8)													
2/4	Iowa State													
2/6	Missouri													
2/11	at Texas Tech													
2/14	Texas													
2/18	at Iowa State													
2/22	Oklahoma State													
2/25	at Baylor													
2/29	at Texas													
3/3	Texas A&M													

Associated Press rankings in parentheses

76 Classic (Anaheim, Calif.)

\$ All-College Classic (Oklahoma City, Okla.)

% at U.S. Bank Arena

** Left team

MISCELLANEOUS STATS

Dunks

Romero Osby.....	30
Cameron Clark.....	12
Andrew Fitzgerald.....	3
Tyler Neal.....	2
Steven Pledger.....	2
Casey Arent.....	1
Calvin Newell.....	1
C.J. Washington.....	1

Charges Taken

Romero Osby.....	10
Andrew Fitzgerald.....	7
Steven Pledger.....	3
Casey Arent.....	2
Tyler Neal.....	2
Carl Blair.....	1
Cameron Clark.....	1
T.J. Franklin.....	1
Sam Grooms.....	1
C.J. Washington.....	1

GAME-BY-GAME TEAM STATS

	FG-A	Pct.	3FG-A	Pct.	FT-A	Pct.	O/D/T	PF	A	TO	B	S	1	2	TP
Idaho State at Oklahoma	28-60 23-63	.467 .365	7-24 8-23	.292 .348	11-17 24-33	.647 .727	12/25/37 18/23/41	30 20	22 18	20 15	0 6	7 8	34 31	40 47	74 78
Coppin State at Oklahoma	20-55 36-79	.364 .456	9-33 10-24	.273 .417	16-27 10-13	.593 .769	10/17/27 28/33/61	14 21	13 18	15 15	2 5	8 5	23 42	42 50	65 92
Oklahoma # vs. Washington State #	27-60 22-52	.450 .423	9-20 7-17	.450 .412	11-18 8-11	.611 .727	13/19/32 13/22/35	14 18	14 12	11 22	3 3	7 5	38 40	36 19	74 59
Santa Clara # vs. Oklahoma #	24-68 28-60	.353 .467	14-33 5-16	.424 .313	11-13 24-32	.846 .750	12/21/33 15/34/49	24 18	17 10	9 11	2 4	4 1	19 42	54 43	73 85
Saint Louis # vs. Oklahoma #	29-48 25-60	.604 .417	9-17 3-10	.529 .300	16-20 10-15	.800 .667	5/24/29 15/16/31	17 22	19 5	11 12	1 1	1 5	39 30	44 33	83 63
Sacramento State at Oklahoma	19-43 31-54	.442 .574	6-11 11-20	.545 .550	9-14 9-12	.643 .750	7/16/23 9/20/29	14 11	13 22	22 12	1 6	7 16	25 45	28 37	53 82
Oral Roberts at Oklahoma	22-60 27-54	.367 .500	1-15 3-7	.067 .429	14-19 16-20	.737 .800	16/15/31 14/24/38	18 19	11 15	12 15	3 3	9 7	24 34	35 39	59 73
Arkansas at Oklahoma	20-58 26-50	.345 .520	7-27 8-16	.259 .500	16-20 18-23	.800 .783	12/14/26 11/27/38	20 16	11 16	13 17	5 4	7 6	15 37	38 41	63 78
Houston \$ vs. Oklahoma \$	30-68 27-64	.441 .422	9-25 6-10	.360 .600	5-7 19-24	.714 .792	18/19/37 19/21/40	21 12	14 13	13 9	2 2	2 7	37 40	37 39	74 79
South Carolina State at Oklahoma	20-59 32-81	.339 .395	2-16 6-21	.125 .286	6-17 13-20	.353 .650	8/28/36 26/37/63	18 16	10 16	15 8	5 5	6 8	39 24	44 24	83 48
Oklahoma % at Cincinnati %	23-60 17-61	.383 .279	5-16 7-30	.313 .233	4-9 15-20	.444 .750	14/32/46 13/24/37	17 15	15 11	17 8	2 3	4 8	24 19	31 37	55 56
Northwestern State at Oklahoma	22-60 31-55	.367 .564	6-24 3-5	.250 .600	13-19 18-22	.684 .818	13/17/30 11/27/38	19 18	11 17	18 18	3 7	7 5	29 40	34 43	63 83
Oklahoma at Missouri (7)	18-54 32-54	.333 .593	3-11 12-21	.273 .571	10-10 11-14	1.000 .786	7/16/23 9/29/38	15 13	12 17	8 9	2 5	3 4	25 43	24 44	49 87
Kansas (14) at Oklahoma	29-58 19-50	.500 .380	4-19 3-9	.211 .333	10-14 20-28	.714 .714	13/21/34 15/19/34	23 13	17 10	13 17	4 3	14 7	33 34	39 27	72 61
Oklahoma at Oklahoma State	24-74 22-57	.324 .386	4-17 5-20	.235 .250	13-20 23-30	.650 .767	22/28/50 12/32/44	23 18	7 13	10 13	1 2	9 2	22 35	43 37	65 72
Kansas State (18) at Oklahoma	25-64 28-51	.391 .549	10-30 4-9	.333 .444	13-18 22-26	.722 .846	24/20/44 6/18/24	20 16	16 17	19 13	3 2	6 12	29 38	44 44	73 82
Texas Tech at Oklahoma	15-46 21-54	.326 .389	7-14 1-11	.500 .091	18-25 21-26	.720 .808	9/28/37 8/26/34	25 21	11 9	21 12	4 8	4 9	22 29	33 35	55 64
Oklahoma at Texas A&M	32-65 31-59	.492 .525	4-14 7-19	.286 .368	7-11 12-22	.636 .545	14/21/35 14/22/36	23 14	17 15	9 10	3 1	5 3	34 34	31 31	75* 81*
Baylor (6) at Oklahoma	27-50 27-58	.540 .466	9-18 3-12	.500 .250	14-17 8-11	.824 .727	10/21/31 12/15/27	11 14	14 14	12 8	4 2	4 5	35 30	42 35	77 65
Oklahoma at Kansas State (22)	22-55 21-51	.400 .412	4-9 3-17	.444 .176	15-20 15-18	.750 .833	10/19/29 11/22/33	21 20	16 11	14 20	3 3	12 4	34 28	29 32	63 60
Oklahoma at Kansas (8)															
Iowa State at Oklahoma															
Missouri at Oklahoma															
Oklahoma at Texas Tech															
Texas at Oklahoma															
Oklahoma at Iowa State															
Oklahoma State at Oklahoma															
Oklahoma at Baylor															
Oklahoma at Texas															
Texas A&M at Oklahoma															

Associated Press rankings in parentheses

76 Classic (Anaheim, Calif.)

\$ All-College Classic (Oklahoma City, Okla.)

% at U.S. Bank Arena

* overtime game

INDIVIDUAL HIGHS

OKLAHOMA HIGHS

Points	31, Steven Pledger vs. Houston (12/17)
Field Goals	11, Steven Pledger vs. Kansas State (1/28)
Field Goal Attempts	17, Steven Pledger vs. Kansas State (1/28) 17, Romero Osby vs. Oklahoma State (1/9) 17, Andrew Fitzgerald vs. Oral Roberts (12/8)
Field Goal Pct. (min. 7 made)	.900 (9-for-10), Andrew Fitzgerald vs. Kansas State (1/14)
3-Point Field Goals	4, Steven Pledger vs. Kansas State (1/28) 4, Steven Pledger vs. Houston (12/17) 4, Tyler Neal vs. Arkansas (12/10) 4, Steven Pledger vs. Santa Clara (11/25) 4, Calvin Newell vs. Washington State (11/24) 4, Calvin Newell vs. Idaho State (11/11)
3-Point Field Goal Attempts	11, Calvin Newell vs. Idaho State (11/11)
3-Point Field Goal Pct. (min. 4 made)	.800 (4-for-5), Steven Pledger vs. Houston (12/17)
Free Throws	8, Sam Grooms vs. Santa Clara (11/25)
Free Throw Attempts	12, Sam Grooms vs. Santa Clara (11/25)
Free Throw Pct.	1.000 (7-for-7), Steven Pledger vs. Houston (12/17)
Rebounds	18, Romero Osby vs. South Carolina State (12/21)
Assists	10, Sam Grooms vs. Washington State (11/24)
Turnovers	6, Steven Pledger vs. Cincinnati (12/29)
Blocked Shots	5, Romero Osby vs. Texas Tech (1/17)
Steals	5, Carl Blair vs. Oklahoma State (1/9)

OPPONENT HIGHS

Points	28, Travis Releford, Kansas (1/7)
Field Goals	9, Perry Jones III, Baylor (1/24) 9, Travis Releford, Kansas (1/7) 9, BJ Young, Arkansas (12/10) 9, Brian Conklin, Saint Louis (11/27)
Field Goal Attempts	19, Kevin Foster, Santa Clara (11/25)
Field Goal Pct. (min. 7 made)	.818 (9-for-11), Brian Conklin, Saint Louis (11/27)
3-Point Field Goals	7, Evan Rocquemoire, Santa Clara (11/25)
3-Point Field Goal Attempts	12, Will Spradling, Kansas State (1/14)
3-Point Field Goal Pct. (min. 4 made)	.800 (4-for-5), Cody Ellis, Saint Louis (11/27)
Free Throws	9, Brian Williams, Oklahoma State (1/9)
Free Throw Attempts	11, Brian Williams, Oklahoma State (1/9)
Free Throw Pct.	1.000 (7-for-7), Brian Conklin, Saint Louis (11/27)
Rebounds	12, Perry Jones III, Baylor (1/24)
Assists	10, Evan Rocquemoire, Santa Clara (11/25)
Turnovers	7, Dylan Garrity, Sacramento State (12/2)
Blocked Shots	4, Omar Sanders, South Carolina State (12/21) 4, Hunter Mickelson, Arkansas (12/10)
Steals	3, seven players

OKLAHOMA'S TOP INDIVIDUAL PERFORMANCES

POINTS

31.....	Steven Pledger vs. Houston (12/17)
30.....	Steven Pledger vs. Kansas State (1/28)
26.....	Steven Pledger vs. Santa Clara (11/25)
22.....	Steven Pledger vs. South Carolina State (12/21)
22.....	Steven Pledger vs. Arkansas (12/10)
20.....	Carl Blair vs. Oklahoma State (1/9)
21.....	Andrew Fitzgerald vs. Kansas State (1/14)
20.....	Steven Pledger vs. Coppin State (11/18)
19.....	Calvin Newell vs. Idaho State (11/11)

REBOUNDS

18.....	Romero Osby vs. South Carolina State (12/21)
13.....	Andrew Fitzgerald vs. Santa Clara (11/25)
12.....	Romero Osby vs. Cincinnati (12/29)
12.....	C.J. Washington vs. South Carolina State (12/21)
11.....	Romero Osby vs. Baylor (1/24)
10.....	Carl Blair vs. Oklahoma State (1/9)
10.....	Romero Osby vs. Oklahoma State (1/9)
10.....	Romero Osby vs. Houston (12/17)
10.....	Steven Pledger vs. Houston (12/17)
10.....	Romero Osby vs. Santa Clara (11/25)
10.....	Romero Osby vs. Coppin State (11/18)
10.....	Romero Osby vs. Idaho State (11/11)

ASSISTS

10.....	Sam Grooms vs. Washington State (11/24)
9.....	Sam Grooms vs. Kansas State (1/14)
9.....	Sam Grooms vs. Cincinnati (12/29)
8.....	Sam Grooms vs. Houston (12/17)
8.....	Sam Grooms vs. Idaho State (11/11)
7.....	Sam Grooms vs. Kansas State (1/28)
7.....	Sam Grooms vs. Baylor (1/24)
7.....	Sam Grooms vs. Texas A&M (1/21)
7.....	Sam Grooms vs. Missouri (1/3)

BLOCKED SHOTS

5.....	Romero Osby vs. Texas Tech (1/17)
3.....	C.J. Washington vs. Northwestern State (12/31)
3.....	Cameron Clark vs. Sacramento State (12/2)

STEALS

5.....	Carl Blair vs. Oklahoma State (1/9)
4.....	Carl Blair vs. Kansas State (1/28)

3-POINT FIELD GOALS

4.....	Steven Pledger vs. Kansas State (1/28)
4.....	Steven Pledger vs. Texas A&M (1/21)
4.....	Steven Pledger vs. South Carolina State (12/21)
4.....	Steven Pledger vs. Houston (12/17)
4.....	Tyler Neal vs. Arkansas (12/10)
4.....	Steven Pledger vs. Santa Clara (11/25)
4.....	Calvin Newell vs. Washington State (11/24)
4.....	Calvin Newell vs. Idaho State (11/11)

SATURDAY vs. KANSAS STATE

Official Basketball Box Score -- Game Totals -- Final Statistics

Oklahoma vs Kansas State

01/28/12 6 p.m. CT at Manhattan, Kan (Bramlage Coliseum)

Oklahoma 63 • 13-7 (3-5)

##	Player		Total			3-Ptr			Rebounds			PF	TP	A	TO	Blk	Stl	Min
			FG-FGA	FG-FGA	FT-FTA	FG-FGA	FG-FGA	FT-FTA	Off	Def	Tot							
04	Fitzgerald, Andrew	f	1-7	0-0	1-2	0-0	0-0	1-2	0	1	1	5	3	2	2	0	1	26
24	Osby, Romero	f	2-9	0-0	5-7	0-0	0-0	5-7	2	1	3	4	9	0	3	2	2	37
01	Grooms, Sam	g	1-8	0-1	2-2	0-1	0-1	2-2	1	3	4	1	4	7	1	0	3	37
02	Pledger, Steven	g	11-17	4-7	4-4	4-7	4-7	4-4	1	4	5	4	30	1	3	0	1	33
21	Clark, Cameron	g	5-9	0-0	1-3	0-0	0-0	1-3	3	3	6	1	11	1	2	0	1	28
05	Washington, C.J.		2-3	0-0	0-0	0-0	0-0	0-0	1	2	3	4	4	0	0	0	0	17
14	Blair, Carl		0-2	0-1	2-2	0-1	0-1	2-2	0	2	2	2	2	5	1	1	4	20
15	Neal, Tyler		0-0	0-0	0-0	0-0	0-0	0-0	0	1	1	0	0	0	2	0	0	2
Team									2	2	4							
Totals			22-55	4-9	15-20	4-9	4-9	15-20	10	19	29	21	63	16	14	3	12	200

FG % 1st Half: 14-28 50.0% 2nd half: 8-27 29.6% Game: 22-55 40.0%
 3FG % 1st Half: 2-4 50.0% 2nd half: 2-5 40.0% Game: 4-9 44.4%
 FT % 1st Half: 4-5 80.0% 2nd half: 11-15 73.3% Game: 15-20 75.0%

Deadball
Rebounds
4,1

Kansas State 60 • 15-5 (4-4)

##	Player		Total			3-Ptr			Rebounds			PF	TP	A	TO	Blk	Stl	Min
			FG-FGA	FG-FGA	FT-FTA	FG-FGA	FG-FGA	FT-FTA	Off	Def	Tot							
32	Samuels, Jamar	f	3-6	0-1	3-4	0-1	0-1	3-4	4	4	8	2	9	2	4	2	0	30
42	Gipson, Thomas	f	0-0	0-0	0-0	0-0	0-0	0-0	0	1	1	0	0	0	1	0	0	7
13	Rodriguez, Angel	g	4-10	1-3	1-2	1-3	1-3	1-2	0	2	2	5	10	2	4	0	2	16
22	McGruder, Rodney	g	6-14	1-6	6-6	1-6	1-6	6-6	0	2	2	1	19	2	1	1	0	39
55	Spradling, Will	g	2-10	0-5	2-2	0-5	0-5	2-2	1	2	3	1	6	2	2	0	0	34
01	Southwell, Shane		0-0	0-0	0-0	0-0	0-0	0-0	0	0	0	0	0	0	0	0	0	2
03	Irving, Martavious		1-5	1-2	0-0	1-2	1-2	0-0	0	3	3	4	3	2	5	0	2	25
10	Ojeleye, Victor		2-2	0-0	0-0	0-0	0-0	0-0	1	1	2	0	4	1	0	0	0	14
20	Diaz, Adrian		0-1	0-0	0-0	0-0	0-0	0-0	3	2	5	3	0	0	2	0	0	12
21	Henriquez, Jordan		3-3	0-0	3-4	0-0	0-0	3-4	1	5	6	4	9	0	1	0	0	21
Team									1	0	1							
Totals			21-51	3-17	15-18	3-17	3-17	15-18	11	22	33	20	60	11	20	3	4	200

FG % 1st Half: 11-24 45.8% 2nd half: 10-27 37.0% Game: 21-51 41.2%
 3FG % 1st Half: 1-6 16.7% 2nd half: 2-11 18.2% Game: 3-17 17.6%
 FT % 1st Half: 5-8 62.5% 2nd half: 10-10 100.0% Game: 15-18 83.3%

Deadball
Rebounds
2,2

Officials: Rick Randall, Terry Davis, Bret Smith
 Technical fouls: Oklahoma-None. Kansas State-None.
 Attendance: 12528

Score by periods	1st	2nd	Total
Oklahoma	34	29	63
Kansas State	28	32	60

Points	In Paint	Off T/O	2nd Chance	Fast Break	Bench
OU	24	22	12	4	6
KS	26	12	7	2	16

Last FG - OU 2nd-02:51, KS 2nd-00:48.
 Largest lead - OU by 10 2nd-18:28, KS by 6 1st-09:43.

Score tied - 6 times.
 Lead changed - 11 times.

JAN. 7 vs. KANSAS

Official Basketball Box Score -- Game Totals -- Final Statistics

Kansas vs Oklahoma

01/07/12 1 p.m. CT at Norman, Okla. (Lloyd Noble Center)

Kansas 72 • 12-3, 2-0

#	Player		Total	3-Ptr	Rebounds					PF	TP	A	TO	Blk	Stl	Min
			FG-FGA	FG-FGA	FT-FTA	Off	Def	Tot								
00	Robinson, Thomas	f	8-15	0-1	2-5	3	6	9	2	18	2	1	0	2	30	
05	Withey, Jeff	c	1-3	0-0	0-0	0	3	3	2	2	0	1	3	0	20	
10	Taylor, Tyshawn	g	4-10	0-5	1-1	0	2	2	3	9	6	2	0	3	34	
15	Johnson, Elijah	g	4-7	1-4	0-0	0	4	4	4	9	5	3	0	2	29	
24	Releford, Travis	g	9-13	3-5	7-8	2	1	3	3	28	2	0	0	2	34	
01	Tharpe, Naadir		1-2	0-0	0-0	1	0	1	2	2	0	2	0	1	5	
02	Teahan, Conner		1-5	0-3	0-0	0	1	1	0	2	0	3	0	1	18	
04	Wesley, Justin		1-1	0-0	0-0	2	2	4	2	2	0	0	1	1	13	
20	Roberts, Niko		0-0	0-0	0-0	0	0	0	1	0	0	0	0	0	1	
21	Garrett, Christian		0-0	0-0	0-0	0	0	0	0	0	0	0	0	0	1	
22	Lindsay, Merv		0-1	0-0	0-0	0	0	0	0	0	0	0	0	0	1	
25	Juenemann, Jordan		0-0	0-0	0-0	0	0	0	1	0	0	0	0	0	1	
40	Young, Kevin		0-1	0-1	0-0	2	0	2	3	0	2	1	0	2	13	
Team						3	2	5								
Totals			29-58	4-19	10-14	13	21	34	23	72	17	13	4	14	200	
FG % 1st Half: 14-33 42.4%			2nd half: 15-25 60.0%	Game: 29-58 50.0%			Deadball									
3FG % 1st Half: 2-12 16.7%			2nd half: 2-7 28.6%	Game: 4-19 21.1%			Rebounds									
FT % 1st Half: 3-5 60.0%			2nd half: 7-9 77.8%	Game: 10-14 71.4%			1									

Oklahoma 61 • 10-4, 0-2

##	Player		Total	3-Ptr	Rebounds						PF	TP	A	TO	Blk	Stl	Min
			FG-FGA	FG-FGA	FT-FTA	Off	Def	Tot									
04	Fitzgerald, Andrew	f	5-16	0-0	1-2	4	3	7	4	11	1	2	0	1		26	
24	Osby, Romero	f	3-8	0-0	3-4	4	5	9	1	9	0	5	0	0		29	
01	Grooms, Sam	g	2-4	0-0	0-2	1	1	2	1	4	5	1	0	1		32	
02	Pledger, Steven	g	4-12	2-7	4-4	1	3	4	4	14	0	3	0	2		34	
21	Clark, Cameron	g	2-4	0-0	5-5	0	5	5	1	9	1	2	0	0		30	
03	Franklin, T.J.		0-0	0-0	0-0	0	0	0	0	0	0	0	0	0		2	
05	Washington, C.J.		1-2	0-0	0-2	2	0	2	1	2	0	1	1	0		17	
13	Fraschilla, James		0-0	0-0	0-0	0	0	0	0	0	0	0	0	0		1	
14	Blair, Carl		2-3	1-1	6-6	0	0	0	1	11	3	1	0	2		12	
15	Neal, Tyler		0-1	0-1	1-2	0	0	0	0	1	0	1	1	1		9	
31	Honore, Barry		0-0	0-0	0-1	2	0	2	0	0	0	1	1	0		7	
32	Arent, Casey		0-0	0-0	0-0	0	0	0	0	0	0	0	0	0		1	
Team						1	2	3									
Totals			19-50	3-9	20-28	15	19	34	13	61	10	17	3	7		200	
FG % 1st Half: 11-23 47.8% 2nd half: 8-27 29.6% Game: 19-50 38.0%																	
3FG % 1st Half: 2-4 50.0% 2nd half: 1-5 20.0% Game: 3-9 33.3%																	
FT % 1st Half: 10-14 71.4% 2nd half: 10-14 71.4% Game: 20-28 71.4%																	
Deadball Rebounds 3																	

Officials: Steve Olson, Kelly Self, Warren Evans

Technical fouls: Kansas-None. Oklahoma-None.

Attendance: 11268

Estimated attendance: 9415

Score by periods	1st	2nd	Total
Kansas	33	39	72
Oklahoma	34	27	61

	In	Off	2nd	Fast	
Points	Paint	T/O	Chance	Break	Bench
KU	48	20	13	16	6
OU	16	17	5	2	14

Last FG - KU 2nd-00:17, OU 2nd-00:06.

Largest lead - KU by 22 2nd-08:41, OU by 5 1st-15:12.

Score tied - 4 times.

Lead changed - 9 times.



1 SAM GROOMS

6-1, 203, JUNIOR, GUARD
GREENSBORO, N.C.
(CHIPOLA JUNIOR COLLEGE [FLA.])

PTS	REB	AST	MIN
6.4	3.1	5.6	30.9

GROOMS GAME BY GAME IN 2011-12

Date	Opponent	MIN	FG	3FG	FT	O-D-T	PF	A	TO	B	S	TP
N11	Idaho State	*37	2-10	0-2	7-8	3-3-6	3	8	2	0	2	11
N18	Coppin State	*23	1-6	0-3	2-4	2-2-4	2	1	3	0	0	4
N24	vs. Washington State	*33	3-6	1-1	2-4	1-0-1	2	10	1	0	1	9
N25	vs. Santa Clara	*27	2-6	0-3	8-12	0-5-5	1	6	1	0	0	12
N27	vs. Saint Louis	*24	0-1	0-0	0-0	0-2-2	4	1	2	0	0	0
D2	Sacramento State	*28	3-5	2-2	1-2	0-4-4	0	4	1	0	3	9
D8	Oral Roberts	*29	0-3	0-1	2-2	0-4-4	2	5	4	0	2	2
D10	Arkansas	*34	2-5	1-2	1-2	0-3-3	0	3	3	0	1	6
D17	vs. Houston	*38	3-8	1-1	3-4	0-2-2	0	8	0	0	0	10
D21	South Carolina State	*18	2-6	1-5	2-2	0-3-3	3	6	1	0	1	7
D29	at Cincinnati	*32	3-10	0-2	0-1	1-4-5	2	9	5	0	1	6
D31	Northwestern State	*23	5-7	0-0	1-1	0-3-3	1	4	3	0	1	11
J3	at Missouri (7)	*29	2-6	0-2	0-0	0-1-1	3	7	2	0	1	4
J7	Kansas (14)	*32	2-4	0-0	0-2	1-1-2	1	5	1	0	1	4
J9	at Oklahoma State	*24	1-7	0-2	0-0	1-1-2	1	0	3	0	0	2
J14	Kansas State (18)	*36	1-4	0-0	2-2	1-2-3	3	9	3	1	2	4
J17	Texas Tech	*35	2-8	0-1	3-4	0-4-4	4	4	1	1	1	7
J21	at Texas A&M	*44	4-10	0-0	1-2	1-2-3	2	7	1	0	0	9
J24	Baylor (6)	*35	3-6	0-1	1-2	0-0-0	3	7	0	0	0	7
J28	at Kansas State (22)	*37	1-8	0-1	2-2	1-3-4	1	7	1	0	3	4
F1	at Kansas (8)											
F4	Iowa State											
F6	Missouri											
F11	at Texas Tech											
F14	Texas											
F18	at Iowa State											
F22	Oklahoma State											
F25	at Baylor											
F29	at Texas											
M3	Texas A&M											

* Starter

GROOMS' CAREER HIGHS

Points	12 vs. Santa Clara (11/25/11)
Field Goals	5 vs. Northwestern State (1/31)
Field Goal Attempts	10 (twice)
3-Point Field Goals	2 vs. Sacramento State (12/2/11)
3-Point Field Goal Attempts	3 (twice)
Free Throws Made	8 vs. Santa Clara (11/25/11)
Free Throw Attempts	12 vs. Santa Clara (11/25/11)
Rebounds	6 vs. Idaho State (11/11/11)
Assists	10 vs. Washington State (11/24/11)
Blocked Shots	1 (twice)
Steals	3 vs. Sacramento State (12/2/11)
Minutes Played	44 vs. Texas A&M (1/21/11)



2 STEVEN PLEDGER

6-4, 222, JUNIOR, GUARD
CHESAPEAKE, VA.
(ATLANTIC SHORES CHRISTIAN SCHOOL)

PTS	REB	3FG%	MIN
17.8	4.2	.436	32.3

PLEDGER GAME BY GAME IN 2011-12

Date	Opponent	MIN	FG	3FG	FT	O-D-T	PF	A	TO	B	S	TP
N11	Idaho State											DNP
N18	Coppin State	*20	8-14	3-8	1-1	1-1-2	3	3	0	0	0	20
N24	vs. Washington State	*25	4-8	3-6	3-3	1-1-2	3	0	1	0	3	14
N25	vs. Santa Clara	*31	10-15	4-8	2-4	3-4-7	1	0	1	0	0	26
N27	vs. Saint Louis	*35	4-13	1-4	2-3	0-3-3	4	2	2	0	1	11
D2	Sacramento State	*21	4-5	3-3	4-4	1-0-1	3	5	0	0	3	15
D8	Oral Roberts	*31	6-11	0-2	5-5	1-2-3	1	3	2	0	2	17
D10	Arkansas	*36	9-12	3-5	1-3	2-1-3	2	2	5	0	2	22
D17	vs. Houston	*37	10-13	4-5	7-7	4-6-10	1	0	1	0	2	31
D21	South Carolina State	*30	6-15	4-10	6-6	2-3-5	1	1	0	1	0	22
D29	at Cincinnati	*38	4-12	3-8	0-0	3-3-6	3	1	6	0	0	11
D31	Northwestern State	*33	6-11	3-5	3-4	1-1-2	0	5	2	1	0	18
J3	at Missouri (7)	*34	3-10	3-6	2-2	2-2-4	2	0	1	1	1	11
J7	Kansas (14)	*34	4-12	2-7	4-4	1-3-4	4	0	3	0	2	14
J9	at Oklahoma State	*37	3-13	1-5	2-2	0-3-3	5	1	0	0	0	9
J14	Kansas State (18)	*35	5-13	2-3	6-6	1-5-6	0	2	1	0	0	18
J17	Texas Tech	*32	6-13	1-6	4-4	1-2-3	2	0	3	1	1	17
J21	at Texas A&M	*37	5-15	4-10	2-2	0-4-4	3	3	0	0	2	16
J24	Baylor (6)	*34	7-15	3-9	0-0	3-3-6	1	4	4	0	0	17
J28	at Kansas State (22)	*33	11-17	4-7	4-4	1-4-5	4	1	3	0	1	30
F1	at Kansas (8)											
F4	Iowa State											
F6	Missouri											
F11	at Texas Tech											
F14	Texas											
F18	at Iowa State											
F22	Oklahoma State											
F25	at Baylor											
F29	at Texas											
M3	Texas A&M											

* Starter

PLEDGER'S CAREER HIGHS

Points	38 vs. Iowa State (1/29/11)
Field Goals	12 vs. Iowa State (1/29/11)
Field Goal Attempts	20 vs. Iowa State (1/29/11)
3-Point Field Goals	7 vs. Iowa State (1/29/11)
3-Point Field Goal Attempts	14 vs. Houston (11/26/09)
Free Throws Made	7 vs. Iowa State (1/29/11)
Free Throw Attempts	8 (twice)
Rebounds	10 vs. Houston (12/17/11)
Assists	6 (twice)
Blocked Shots	2 (twice)
Steals	3 (six times)
Minutes Played	44 vs. Iowa State (1/29/11)



3 T.J. FRANKLIN

5-11, 175, SENIOR, GUARD
FORT WORTH, TEXAS
(NORTH CROWLEY HS)

PTS	REB	AST	MIN
0.2	0.4	0.2	2.9

FRANKLIN GAME BY GAME IN 2011-12

Date	Opponent	MIN	FG	3FG	FT	O-D-T	PF	A	TO	B	S	TP
N11	Idaho State	+0	0-0	0-0	0-0	0-0-0	0	0	0	0	0	0
N18	Coppin State	7	0-0	0-0	0-0	0-0-0	2	0	1	0	1	0
N24	vs. Washington State	1	0-1	0-0	0-0	0-1-1	0	0	0	0	0	0
N25	vs. Santa Clara					DNP						
N27	vs. Saint Louis					DNP						
D2	Sacramento State	9	1-3	0-2	0-0	0-0-0	0	1	1	0	1	2
D8	Oral Roberts	0+	0-0	0-0	0-0	0-0-0	0	0	0	0	0	0
D10	Arkansas	1	0-0	0-0	0-0	0-1-1	0	0	0	0	0	0
D17	vs. Houston					DNP						
D21	South Carolina State	6	0-2	0-0	0-0	1-0-1	1	1	1	0	0	0
D29	at Cincinnati					DNP						
D31	Northwestern State	1	0-1	0-0	0-0	0-0-0	0	0	1	0	0	0
J3	at Missouri (7)	2	0-1	0-0	0-0	0-1-0	0	0	0	0	0	0
J7	Kansas (14)	2	0-0	0-0	0-0	0-0-0	0	0	0	0	0	0
J9	at Oklahoma State					DNP						
J14	Kansas State (18)					DNP						
J17	Texas Tech					DNP						
J21	at Texas A&M					DNP						
J24	Baylor (6)					DNP						
J28	at Kansas State (22)					DNP						
F1	at Kansas (8)											
F4	Iowa State											
F6	Missouri											
F11	at Texas Tech											
F14	Texas											
F18	at Iowa State											
F22	Oklahoma State											
F25	at Baylor											
F29	at Texas											
M3	Texas A&M											

* Starter

FRANKLIN'S CAREER HIGHS

Points	3 vs. Texas Southern (11/18/10)
Field Goals	1 (twice)
Field Goal Attempts	3 vs. Sacramento State (12/2/11)
3-Point Field Goals	None
3-Point Field Goal Attempts	2 vs. Sacramento State (12/2/11)
Free Throws Made	2 vs. Mount St. Mary's (11/14/09)
Free Throw Attempts	4 (twice)
Rebounds	2 (twice)
Assists	2 (three times)
Blocked Shots	None
Steals	1 (twice)
Minutes Played	9 vs. Sacramento State (12/2/11)



4 ANDREW FITZGERALD

6-8, 247, JUNIOR, FORWARD
BALTIMORE, MD.
(BREWSTER ACADEMY [N.H.])

PTS	REB	FG%	MIN
12.8	5.2	.482	27.2

FITZGERALD GAME BY GAME IN 2011-12

Date	Opponent	MIN	FG	3FG	FT	O-D-T	PF	A	TO	B	S	TP
N11	Idaho State	*23	2-7	0-0	3-3	0-1-1	3	0	0	2	0	7
N18	Coppin State	*19	4-11	0-0	2-2	5-3-8	2	0	1	0	1	10
N24	vs. Washington State	*30	4-9	0-0	1-4	2-5-7	2	0	2	1	0	9
N25	vs. Santa Clara	*30	4-7	0-0	4-4	5-8-13	3	0	0	2	0	12
N27	vs. Saint Louis	*17	2-6	0-0	0-0	0-2-2	4	0	1	0	1	4
D2	Sacramento State	*22	6-8	0-0	1-2	1-3-4	2	1	1	0	3	13
D8	Oral Roberts	*31	8-17	0-0	0-0	1-2-3	3	0	1	1	1	16
D10	Arkansas	*23	7-11	0-0	3-4	4-4-8	4	0	1	1	0	17
D17	vs. Houston	*35	4-16	0-0	2-4	5-1-6	2	2	1	0	1	10
D21	South Carolina State	*22	8-11	0-0	1-2	1-1-2	2	0	0	0	0	17
D29	at Cincinnati	*29	7-13	0-0	4-7	5-4-9	2	1	1	2	1	18
D31	Northwestern State	*17	5-9	0-0	4-4	1-0-1	4	0	2	0	0	14
J3	at Missouri (7)	*32	8-15	0-0	2-2	1-5-6	2	0	2	0	0	18
J7	Kansas (14)	*26	5-16	0-0	1-2	4-3-7	4	1	2	0	1	11
J9	at Oklahoma State	*25	4-10	0-0	4-6	5-4-9	4	0	0	0	0	12
J14	Kansas State (18)	*35	9-10	0-0	3-4	2-1-3	4	0	2	1	2	21
J17	Texas Tech	*29	5-11	0-0	3-4	1-3-4	5	1	2	0	0	13
J21	at Texas A&M	*37	8-14	0-0	1-1	4-3-7	2	0	1	1	1	17
J24	Baylor (6)	*35	6-14	0-0	1-2	2-1-3	2	0	0	0	2	13
J28	at Kansas State (22)	*26	1-7	0-0	1-2	0-1-1	5	2	2	0	1	3
F1	at Kansas (8)											
F4	Iowa State											
F6	Missouri											
F11	at Texas Tech											
F14	Texas											
F18	at Iowa State											
F22	Oklahoma State											
F25	at Baylor											
F29	at Texas											
M3	Texas A&M											

* Starter

FITZGERALD'S CAREER HIGHS

Points	22 (three times)
Field Goals	9 vs. Kansas State (1/14/12)
Field Goal Attempts	17 (twice)
3-Point Field Goals	None
3-Point Field Goal Attempts	None
Free Throws Made	6 (five times)
Free Throw Attempts	8 vs. Texas A&M (3/6/10)
Rebounds	13 (twice)
Assists	3 vs. Baylor (2/27/10)
Blocked Shots	3 vs. Texas Tech (1/18/11)
Steals	5 vs. North Carolina Central (11/15/10)
Minutes Played	39 (twice)



5 C.J. WASHINGTON

6-7, 230, SENIOR, FORWARD
STRINGTOWN, OKLA.
(CONNORS STATE COLLEGE)

PTS	REB	AST	MIN
2.4	3.2	0.3	10.3


WASHINGTON GAME BY GAME IN 2011-12

Date	Opponent	MIN	FG	3FG	FT	O-D-T	PF	A	TO	B	S	TP
N11	Idaho State					DNP						
N18	Coppin State	18	3-4	0-0	0-0	3-5-8	2	3	1	0	0	6
N24	vs. Washington State	3	0-2	0-0	0-0	1-1-2	0	0	0	0	0	0
N25	vs. Santa Clara	8	0-1	0-0	0-0	0-4-4	0	0	0	1	0	0
N27	vs. Saint Louis	10	1-2	0-0	0-0	0-2-2	0	0	0	0	0	2
D2	Sacramento State	17	1-1	0-0	0-0	0-1-1	2	1	1	2	0	2
D8	Oral Roberts	17	3-4	0-0	2-2	3-3-6	2	1	0	0	0	8
D10	Arkansas	3	0-2	0-0	0-0	0-2-2	0	0	1	0	0	0
D17	vs. Houston	4	0-0	0-0	0-0	0-0-0	0	0	0	0	0	0
D21	South Carolina State	13	2-6	0-0	1-2	7-5-12	2	0	0	0	0	5
D29	at Cincinnati	6	0-0	0-0	0-0	0-2-2	0	0	0	0	0	0
D31	Northwestern State	14	4-5	0-0	0-0	2-3-5	0	0	0	3	3	8
J3	at Missouri (7)	8	0-1	0-0	0-0	0-2-2	2	0	0	0	0	0
J7	Kansas (14)	17	1-2	0-0	0-2	2-0-2	1	0	1	1	0	2
J9	at Oklahoma State	2	0-1	0-0	0-0	0-0-0	0	0	0	0	0	0
J14	Kansas State (18)	11	1-1	0-0	0-0	0-0-0	2	0	0	0	1	2
J17	Texas Tech	10	0-1	0-0	0-0	2-2-4	1	0	1	1	1	0
J21	at Texas A&M	11	2-2	0-0	0-0	2-2-4	3	0	0	1	1	4
J24	Baylor (6)	6	1-1	0-0	0-0	1-1-2	1	1	0	0	0	2
J28	at Kansas State (22)	17	2-3	0-0	0-0	1-2-3	4	0	0	0	0	4
F1	at Kansas (8)											
F4	Iowa State											
F6	Missouri											
F11	at Texas Tech											
F14	Texas											
F18	at Iowa State											
F22	Oklahoma State											
F25	at Baylor											
F29	at Texas											
M3	Texas A&M											

* Starter

WASHINGTON'S CAREER HIGHS

Points	9 (twice)
Field Goals	4 (twice)
Field Goal Attempts	6 (three times)
3-Point Field Goals	None
3-Point Field Goal Attempts	None
Free Throws Made	4 (twice)
Free Throw Attempts	6 vs. Sacramento State (12/21/10)
Rebounds	12 vs. South Carolina State (12/21/11)
Assists	3 vs. Coppin State (11/18/11)
Blocked Shots	3 (twice)
Steals	3 vs. Northwestern State (12/31/11)
Minutes Played	25 vs. Texas Tech (3/2/11)



13 JAMES FRASCHILLA

5-10, 142, FRESHMAN, GUARD
DALLAS, TEXAS
(HIGHLAND PARK HS)

PTS	REB	AST	MIN
0.3	0.1	0.0	1.3

FRASCHILLA GAME BY GAME IN 2011-12

Date	Opponent	MIN	FG	3FG	FT	O-D-T	PF	A	TO	B	S	TP
N11	Idaho State					DNP						
N18	Coppin State	2	0-0	0-0	0-0	0-0-0	1	0	0	0	0	0
N24	vs. Washington State					DNP						
N25	vs. Santa Clara					DNP						
N27	vs. Saint Louis					DNP						
D2	Sacramento State					DNP						
D8	Oral Roberts	0+	0-0	0-0	0-0	0-0-0	0	0	0	0	0	0
D10	Arkansas	1	0-0	0-0	0-0	0-0-0	0	0	0	0	0	0
D17	vs. Houston					DNP						
D21	South Carolina State	2	1-2	0-0	0-0	1-0-1	1	0	0	0	0	2
D29	at Cincinnati					DNP						
D31	Northwestern State	1	0-0	0-0	0-0	0-0-0	0	0	0	0	0	0
J3	at Missouri (7)	2	0-0	0-0	0-0	0-0-0	0	0	0	0	0	0
J7	Kansas (14)	1	0-0	0-0	0-0	0-0-0	0	0	0	0	0	0
J9	at Oklahoma State					DNP						
J14	Kansas State (18)					DNP						
J17	Texas Tech					DNP						
J21	at Texas A&M					DNP						
J24	Baylor (6)					DNP						
J28	at Kansas State (22)					DNP						
F1	at Kansas (8)											
F4	Iowa State											
F6	Missouri											
F11	at Texas Tech											
F14	Texas											
F18	at Iowa State											
F22	Oklahoma State											
F25	at Baylor											
F29	at Texas											
M3	Texas A&M											

* Starter

FRASCHILLA'S CAREER HIGHS

Points	2 vs. South Carolina State (12/21/11)
Field Goals	1 vs. South Carolina State (12/21/11)
Field Goal Attempts	2 vs. South Carolina State (12/21/11)
3-Point Field Goals	None
3-Point Field Goal Attempts	None
Free Throws Made	None
Free Throw Attempts	None
Rebounds	1 vs. South Carolina State (12/21/11)
Assists	None
Blocked Shots	None
Steals	None
Minutes Played	2 (three times)



14 CARL BLAIR

6-2, 205, JUNIOR, GUARD
HOUSTON, TEXAS
(UNIVERSITY OF NEW ORLEANS)

PTS	REB	AST	MIN
4.0	2.1	2.9	16.3

BLAIR GAME BY GAME IN 2011-12


Date	Opponent	MIN	FG	3FG	FT	O-D-T	PF	A	TO	B	S	TP
N11	Idaho State	*27	3-7	3-6	3-6	0-6-6	4	5	2	0	0	12
N18	Coppin State	12	2-3	2-3	0-0	0-0-0	3	4	4	0	1	6
N24	vs. Washington State	6	0-1	0-1	0-0	0-0-0	1	0	3	0	0	0
N25	vs. Santa Clara	13	0-1	0-0	2-2	0-0-0	2	2	3	0	1	2
N27	vs. Saint Louis	17	1-4	1-2	0-0	0-1-1	0	1	4	0	2	3
D2	Sacramento State	17	1-3	1-3	2-2	3-2-5	0	3	1	0	1	5
D8	Oral Roberts	13	1-1	0-0	0-1	0-0-0	1	3	2	0	0	2
D10	Arkansas	14	0-1	0-0	3-4	0-2-2	1	2	1	0	2	3
D17	vs. Houston	13	0-1	0-0	0-0	1-1-2	1	2	1	0	1	0
D21	South Carolina State	19	1-4	1-3	0-0	1-1-2	2	5	2	0	1	3
D29	at Cincinnati	13	0-0	0-0	0-0	0-1-1	2	1	2	0	2	0
D31	Northwestern State	17	0-1	0-0	2-3	0-2-2	3	6	3	1	1	2
J3	at Missouri (7)	11	0-1	0-1	2-2	0-0-0	2	1	2	0	0	0
J7	Kansas (14)	12	2-3	1-1	6-6	0-0-0	1	3	1	0	2	11
J9	at Oklahoma State	30	6-16	2-7	6-7	3-7-10	3	2	4	0	5	20
J14	Kansas State (18)	*30	1-8	1-4	2-4	0-3-3	2	5	0	0	3	5
J17	Texas Tech	*22	0-3	0-3	0-0	0-2-2	1	4	2	0	2	0
J21	at Texas A&M	*10	0-2	0-2	0-0	1-2-3	3	3	2	0	1	0
J24	Baylor (6)	9	1-1	0-0	0-0	0-1-1	1	1	2	0	1	2
J28	at Kansas State (22)	20	0-2	0-1	2-2	0-2-2	2	5	1	1	4	2
F1	at Kansas (8)											
F4	Iowa State											
F6	Missouri											
F11	at Texas Tech											
F14	Texas											
F18	at Iowa State											
F22	Oklahoma State											
F25	at Baylor											
F29	at Texas											
M3	Texas A&M											

* Starter

BLAIR'S CAREER HIGHS

Points23 vs. Arkansas State (2/6/10*)
Field Goals6 (five times)
Field Goal Attempts16 vs. Oklahoma State (1/9/12)
3-Point Field Goals3 (twice)
3-Point Field Goal Attempts7 (four times)
Free Throws Made9 (four times)
Free Throw Attempts13 vs. Colorado (1/22/11)
Rebounds11 vs. Florida International (1/2/10)
Assists11 (twice)
Blocked Shots1 (four times)
Steals5 vs. Oklahoma State (1/9/12)
Minutes Played40 (twice*)

* At University of New Orleans



15 TYLER NEAL

6-7, 227, SOPHOMORE, FORWARD
OKLAHOMA CITY, OKLA.
(PUTNAM CITY WEST HS)

PTS	REB	3FG%	MIN
4.3	2.5	.356	14.3

NEAL GAME BY GAME IN 2011-12

Date	Opponent	MIN	FG	3FG	FT	O-D-T	PF	A	TO	B	S	TP
N11	Idaho State	15	2-3	0-0	0-0	4-3-7	1	1	2	0	1	4
N18	Coppin State	18	3-8	3-6	0-0	1-2-3	3	1	1	0	0	9
N24	vs. Washington State	13	0-1	0-1	2-2	0-3-3	2	0	0	1	0	2
N25	vs. Santa Clara	8	1-2	1-2	0-0	0-2-2	2	0	0	0	0	3
N27	vs. Saint Louis	16	1-2	1-2	4-4	1-0-1	1	0	0	0	1	7
D2	Sacramento State	19	3-7	2-5	0-0	0-3-3	1	1	2	0	0	8
D8	Oral Roberts	19	1-1	1-1	2-2	0-3-3	1	1	2	0	2	5
D10	Arkansas	28	5-9	4-8	4-4	0-5-5	3	4	1	0	0	18
D17	vs. Houston	23	2-4	1-3	4-5	2-4-6	3	1	1	0	2	9
D21	South Carolina State	17	1-7	0-3	1-2	0-2-2	1	1	1	0	2	3
D29	at Cincinnati	21	3-8	2-6	0-1	1-4-5	5	0	1	0	0	8
D31	Northwestern State	14	1-1	0-0	0-0	0-1-1	2	0	3	0	0	2
J3	at Missouri (7)	14	0-3	0-1	0-0	0-0-0	2	1	2	0	0	0
J7	Kansas (14)	9	0-1	0-1	1-2	0-0-0	0	0	1	1	1	1
J9	at Oklahoma State	21	0-3	0-2	0-0	5-2-7	3	0	1	0	2	0
J14	Kansas State (18)	6	1-1	1-1	1-2	0-0-0	1	1	2	0	0	4
J17	Texas Tech	8	1-2	0-1	0-0	0-0-0	0	0	1	0	0	2
J21	at Texas A&M	8	0-2	0-2	0-0	0-1-1	0	0	1	0	0	0
J24	Baylor (6)	7	0-0	0-0	0-0	0-0-0	0	1	0	0	0	0
J28	at Kansas State (22)	2	0-0	0-0	0-0	0-1-0	0	0	2	0	0	0
F1	at Kansas (8)											
F4	Iowa State											
F6	Missouri											
F11	at Texas Tech											
F14	Texas											
F18	at Iowa State											
F22	Oklahoma State											
F25	at Baylor											
F29	at Texas											
M3	Texas A&M											

* Starter

NEAL'S CAREER HIGHS

Points18 vs. Arkansas (12/10/12)
Field Goals5 vs. Arkansas (12/10/12)
Field Goal Attempts9 vs. Arkansas (12/10/12)
3-Point Field Goals4 vs. Arkansas (12/10/12)
3-Point Field Goal Attempts8 vs. Arkansas (12/10/12)
Free Throws Made6 vs. Virginia (11/23/10)
Free Throw Attempts6 (three times)
Rebounds7 (three times)
Assists4 vs. Arkansas (12/10/12)
Blocked Shots1 (four times)
Steals2 (four times)
Minutes Played28 (twice)



21 CAMERON CLARK

6-6, 198, SOPHOMORE, GUARD
SHERMAN, TEXAS
(SHERMAN HS)

PTS	REB	AST	MIN
8.5	3.7	1.5	25.1

CLARK GAME BY GAME IN 2011-12

Date	Opponent	MIN	FG	3FG	FT	O-D-T	PF	A	TO	B	S	TP
N11	Idaho State	*22	1-10	0-3	0-2	1-2-3	2	0	1	0	2	2
N18	Coppin State	*20	2-8	0-0	0-0	1-3-4	1	4	1	2	1	4
N24	vs. Washington State	*29	5-9	0-1	1-3	1-1-2	2	1	2	0	1	11
N25	vs. Santa Clara	*26	3-10	0-0	5-6	2-0-2	3	1	2	0	0	11
N27	vs. Saint Louis	*28	7-13	0-0	0-2	3-3-6	3	1	2	1	0	14
D2	Sacramento State	*26	7-12	3-5	1-2	0-3-3	1	3	0	3	2	18
D8	Oral Roberts	*30	5-8	2-2	4-6	1-7-8	2	2	2	0	0	16
D10	Arkansas	*13	0-3	0-1	0-0	0-1-1	2	3	1	0	0	0
D17	vs. Houston	*26	6-11	0-1	2-2	0-2-2	3	0	4	0	0	14
D21	South Carolina State	*26	4-10	0-0	0-0	1-1-2	0	1	1	2	1	8
D29	at Cincinnati	*21	0-7	0-0	0-0	0-2-2	2	3	1	0	0	0
D31	Northwestern State	*30	1-5	0-0	2-2	1-8-9	3	0	3	0	0	4
J3	at Missouri (7)	*28	2-7	0-0	4-4	1-0-1	0	3	0	0	0	8
J7	Kansas (14)	*30	2-4	0-0	5-5	0-5-5	1	1	2	0	0	9
J9	at Oklahoma State	*14	2-7	0-0	0-0	1-6-7	4	3	0	0	1	4
J14	Kansas State (18)	14	4-6	0-0	2-2	0-3-3	0	0	2	0	2	10
J17	Texas Tech	23	3-9	0-0	4-6	0-3-3	0	0	1	0	2	10
J21	at Texas A&M	35	3-8	0-0	1-2	0-3-3	4	2	2	0	0	7
J24	Baylor (6)	*32	4-10	0-1	0-0	0-1-1	4	0	1	0	1	8
J28	at Kansas State (22)	*28	5-9	0-0	1-3	3-3-6	1	1	2	0	1	11
F1	at Kansas (8)											
F4	Iowa State											
F6	Missouri											
F11	at Texas Tech											
F14	Texas											
F18	at Iowa State											
F22	Oklahoma State											
F25	at Baylor											
F29	at Texas											
M3	Texas A&M											

* Starter

CLARK'S CAREER HIGHS

Points	26 vs. Central Arkansas (12/30/10)
Field Goals	11 vs. Baylor (2/2/11)
Field Goal Attempts	19 vs. Baylor (2/2/11)
3-Point Field Goals	4 vs. Central Arkansas (12/30/10)
3-Point Field Goal Attempts	7 vs. Baylor (2/2/11)
Free Throws Made	6 vs. Oklahoma State (3/5/11)
Free Throw Attempts	7 vs. Oklahoma State (3/5/11)
Rebounds	11 vs. Coppin State (11/12/10)
Assists	4 (twice)
Blocked Shots	3 vs. Sacramento State (12/2/11)
Steals	3 vs. Oral Roberts (12/11/10)
Minutes Played	44 vs. Iowa State (1/29/11)



24 ROMERO OSBY

6-8, 232, JUNIOR, FORWARD
MERIDIAN, MISS.
(MISSISSIPPI STATE UNIVERSITY)

PTS	REB	FG%	MIN
12.0	8.0	.486	29.8

OSBY GAME BY GAME IN 2011-12

Date	Opponent	MIN	FG	3FG	FT	O-D-T	PF	A	TO	B	S	TP
N11	Idaho State	*31	5-9	1-1	6-7	6-4-10	3	4	2	2	1	17
N18	Coppin State	*22	4-8	0-0	3-4	4-6-10	0	0	0	1	1	11
N24	vs. Washington State	*26	3-7	1-2	2-2	2-4-6	2	0	0	0	0	9
N25	vs. Santa Clara	*32	3-8	0-1	3-4	3-7-10	2	1	3	1	0	9
N27	vs. Saint Louis	*24	6-13	0-1	2-4	4-2-6	3	0	1	0	0	14
D2	Sacramento State	*23	4-5	0-0	0-0	2-2-4	0	3	1	0	1	8
D8	Oral Roberts	*21	3-4	0-1	1-2	4-3-7	5	0	1	2	0	7
D10	Arkansas	*32	2-5	0-0	6-6	2-5-7	0	2	2	2	0	10
D17	vs. Houston	*19	2-11	0-0	1-2	5-5-10	2	0	1	1	1	5
D21	South Carolina State	*27	4-13	0-0	2-6	4-14-18	1	1	1	1	3	10
D29	at Cincinnati	*38	6-10	0-0	0-0	2-10-12	1	0	1	0	0	12
D31	Northwestern State	*31	8-13	0-0	2-2	0-5-5	1	0	0	2	0	18
J3	at Missouri (7)	*32	3-7	0-1	0-0	0-3-3	2	1	0	1	1	6
J7	Kansas (14)	*29	3-8	0-0	3-4	4-5-9	1	0	5	0	0	9
J9	at Oklahoma State	*38	8-17	1-1	1-5	6-4-10	3	1	2	1	1	18
J14	Kansas State (18)	*28	6-8	0-1	6-6	2-4-6	4	0	3	0	1	18
J17	Texas Tech	*32	4-7	0-0	7-8	2-6-8	3	0	1	5	1	15
J21	at Texas A&M	*35	8-10	0-0	2-4	3-2-5	4	2	2	1	0	18
J24	Baylor (6)	*38	5-11	0-1	6-7	5-6-11	2	0	1	2	1	16
J28	at Kansas State (22)	*37	2-9	0-0	5-7	2-1-3	4	0	3	2	2	9
F1	at Kansas (8)											
F4	Iowa State											
F6	Missouri											
F11	at Texas Tech											
F14	Texas											
F18	at Iowa State											
F22	Oklahoma State											
F25	at Baylor											
F29	at Texas											
M3	Texas A&M											

* Starter

OSBY'S CAREER HIGHS

Points	18 (four times)
Field Goals	8 (three times)
Field Goal Attempts	17 vs. Oklahoma State (1/9/12)
3-Point Field Goals	2 (five times)
3-Point Field Goal Attempts	3 (seven times)
Free Throws Made	7 (twice)
Free Throw Attempts	10 vs. Texas Tech (11/29/08*)
Rebounds	18 vs. South Carolina State (12/21/11)
Assists	4 (three times)
Blocked Shots	5 vs. Texas Tech (1/17/12)
Steals	3 (twice)
Minutes Played	38 (four times)

* At Mississippi State



31 BARRY HONORÉ

6-7, 270, SENIOR, FORWARD
GARLAND, TEXAS
(SOUTHERN UNIVERSITY)

PTS	REB	BLK	MIN
0.9	1.0	0.5	5.1


HONORÉ GAME BY GAME IN 2011-12

Date	Opponent	MIN	FG	3FG	FT	O-D-T	PF	A	TO	B	S	TP
N11	Idaho State	5	1-1	0-0	0-0	0-0-0	0	0	0	2	0	2
N18	Coppin State	8	0-0	0-0	2-2	2-1-3	0	0	1	1	0	2
N24	vs. Washington State	1	0-0	0-0	0-0	0-0-0	0	0	0	0	0	0
N25	vs. Santa Clara	2	0-0	0-0	0-0	0-0-0	1	0	1	0	0	0
N27	vs. Saint Louis	1	0-0	0-0	0-0	0-0-0	0	0	0	0	0	0
D2	Sacramento State	5	1-3	0-0	0-0	1-0-1	1	0	1	1	0	2
D8	Oral Roberts	3	0-2	0-0	0-0	0-0-0	0	0	0	0	0	0
D10	Arkansas	10	1-1	0-0	0-0	2-1-3	2	0	0	1	0	2
D17	vs. Houston	5	0-0	0-0	0-0	0-0-0	0	0	0	1	0	0
D21	South Carolina State	10	1-1	0-0	0-0	2-0-2	0	0	0	1	0	2
D29	at Cincinnati	2	0-0	0-0	0-0	0-1-1	0	0	0	0	0	0
D31	Northwestern State	12	1-2	0-0	2-4	3-1-4	1	2	1	0	0	4
J3	at Missouri (7)	4	0-1	0-0	0-0	0-0-0	1	0	0	0	0	0
J7	Kansas (14)	7	0-0	0-0	0-1	2-0-2	0	0	1	1	0	0
J9	at Oklahoma State	4	0-0	0-0	0-0	0-0-0	0	0	0	0	0	0
J14	Kansas State (18)					DNP						
J17	Texas Tech	3	0-0	0-0	0-0	0-0-0	1	0	0	0	0	0
J21	at Texas A&M					DNP						
J24	Baylor (6)					DNP						
J28	at Kansas State (22)					DNP						
F1	at Kansas (8)											
F4	Iowa State											
F6	Missouri											
F11	at Texas Tech											
F14	Texas											
F18	at Iowa State											
F22	Oklahoma State											
F25	at Baylor											
F29	at Texas											
M3	Texas A&M											

* Starter

HONORÉ'S OKLAHOMA HIGHS

Points	6 (twice)
Field Goals	3 (twice)
Field Goal Attempts	4 vs. Texas Southern (11/18/10)
3-Point Field Goals	None
3-Point Field Goal Attempts	1 vs. Texas A&M (1/8/11)
Free Throws Made	2 vs. Northwestern State (12/31/11)
Free Throw Attempts	4 vs. Northwestern State (12/31/11)
Rebounds	4 vs. Northwestern State (12/31/11)
Assists	2 (twice)
Blocked Shots	2 (twice)
Steals	None
Minutes Played	19 vs. Texas Southern (11/18/10)



32 CASEY ARENT

6-10, 227, JUNIOR, CENTER
PENRYN, CALIF.
(SIERRA COLLEGE)

PTS	REB	STL	MIN
1.5	2.3	0.4	7.7

ARENT GAME BY GAME IN 2011-12

Date	Opponent	MIN	FG	3FG	FT	O-D-T	PF	A	TO	B	S	TP
N11	Idaho State	12	1-2	0-0	2-2	1-0-1	1	0	3	0	1	4
N18	Coppin State	13	3-5	0-0	0-0	3-6-9	2	1	1	1	0	6
N24	vs. Washington State	9	1-3	0-0	0-0	2-1-3	0	0	2	1	0	2
N25	vs. Santa Clara	8	1-2	0-0	0-0	1-1-2	2	0	0	0	0	2
N27	vs. Saint Louis	15	1-2	0-0	0-0	1-0-1	3	0	0	0	0	2
D2	Sacramento State	13	0-2	0-0	0-0	1-2-3	1	0	3	0	2	0
D8	Oral Roberts	6	0-3	0-0	0-0	2-0-2	2	0	1	0	0	0
D10	Arkansas	5	0-1	0-0	0-0	0-0-0	2	0	1	0	1	0
D17	vs. Houston					DNP						
D21	South Carolina State	10	2-4	0-0	0-0	4-5-9	2	0	1	0	0	4
D29	at Cincinnati					DNP						
D31	Northwestern State	7	0-0	0-0	2-2	0-1-1	3	0	0	0	0	2
J3	at Missouri (7)	4	0-2	0-0	0-0	1-1-2	1	0	0	0	0	0
J7	Kansas (14)	1	0-0	0-0	0-0	0-0-0	0	0	0	0	0	0
J9	at Oklahoma State	5	0-0	0-0	0-0	0-1-1	0	0	0	0	0	0
J14	Kansas State (18)	5	0-0	0-0	0-0	0-0-0	0	0	0	0	1	0
J17	Texas Tech	6	0-0	0-0	0-0	0-1-1	4	0	0	0	1	0
J21	at Texas A&M	8	2-2	0-0	0-0	2-2-4	2	0	0	0	0	4
J24	Baylor (6)	4	0-0	0-0	0-0	0-0-0	0	0	0	0	0	0
J28	at Kansas State (22)					DNP						
F1	at Kansas (8)											
F4	Iowa State											
F6	Missouri											
F11	at Texas Tech											
F14	Texas											
F18	at Iowa State											
F22	Oklahoma State											
F25	at Baylor											
F29	at Texas											
M3	Texas A&M											

* Starter

ARENT'S CAREER HIGHS

Points	6 vs. Coppin State (11/18/11)
Field Goals	3 vs. Coppin State (11/18/11)
Field Goal Attempts	5 vs. Coppin State (11/18/11)
3-Point Field Goals	None
3-Point Field Goal Attempts	None
Free Throws Made	2 (twice)
Free Throw Attempts	2 (twice)
Rebounds	9 (twice)
Assists	1 vs. Coppin State (11/18/11)
Blocked Shots	1 (twice)
Steals	2 vs. Sacramento State (12/2/11)
Minutes Played	15 vs. Saint Louis (11/27/11)

ROSTERS

NUMERICAL

No.	Name	Pos.	Cl.	Ht.	Wt.	Hometown (Last School)
1	Sam Grooms	G	Jr.	6-1	203	Greensboro, N.C. (Chipola College [Fla.])
2	Steven Pledger**	G	Jr.	6-4	222	Chesapeake, Va. (Atlantic Shores Christian School)
3	T.J. Franklin^	G	Sr.	5-11	175	Fort Worth, Texas (North Crowley HS)
4	Andrew Fitzgerald**	F	Jr.	6-8	247	Baltimore, Md. (Brewster Academy [N.H.])
5	C.J. Washington*	F	Sr.	6-7	230	Stringtown, Okla. (Connors State JC)
12	Jarrold Kruger#	G	So.	6-1	174	Topeka, Kan. (Kansas State University)
13	James Fraschilla^	G	Fr.	5-10	142	Dallas, Texas (Highland Park HS)
14	Carl Blair*	G	Jr.	6-2	205	Houston, Texas (University of New Orleans)
15	Tyler Neal*	F	So.	6-7	227	Oklahoma City, Okla. (Putnam City West HS)
21	Cameron Clark*	G	So.	6-6	198	Sherman, Texas (Sherman HS)
22	Amath M'Baye#	F	Jr.	6-9	214	Bordeaux, France (University of Wyoming)
24	Romero Osby	F	Jr.	6-8	232	Meridian, Miss. (Mississippi State University)
31	Barry Honoré*^	F	Sr.	6-7	270	Garland, Texas (Southern University)
32	Casey Arent	C	Jr.	6-10	227	Penryn, Calif. (Sierra College)

ALPHABETICAL

No.	Name	Pos.	Cl.	Ht.	Wt.	Hometown (Last School)
32	Casey Arent	C	Jr.	6-10	227	Penryn, Calif. (Sierra College)
14	Carl Blair*	G	Jr.	6-2	205	Houston, Texas (University of New Orleans)
21	Cameron Clark*	G	So.	6-6	198	Sherman, Texas (Sherman HS)
4	Andrew Fitzgerald**	F	Jr.	6-8	247	Baltimore, Md. (Brewster Academy [N.H.])
3	T.J. Franklin^	G	Sr.	5-11	175	Fort Worth, Texas (North Crowley HS)
13	James Fraschilla^	G	Fr.	5-10	142	Dallas, Texas (Highland Park HS)
1	Sam Grooms	G	Jr.	6-1	203	Greensboro, N.C. (Chipola College [Fla.])
31	Barry Honoré*^	F	Sr.	6-7	270	Garland, Texas (Southern University)
12	Jarrold Kruger#	G	So.	6-1	174	Topeka, Kan. (Kansas State University)
22	Amath M'Baye#	F	Jr.	6-9	214	Bordeaux, France (University of Wyoming)
15	Tyler Neal*	F	So.	6-7	227	Oklahoma City, Okla. (Putnam City West HS)
24	Romero Osby	F	Jr.	6-8	232	Meridian, Miss. (Mississippi State University)
2	Steven Pledger**	G	Jr.	6-4	222	Chesapeake, Va. (Atlantic Shores Christian School)
5	C.J. Washington*	F	Sr.	6-7	230	Stringtown, Okla. (Connors State JC)

* Letters earned at Oklahoma

^ Walk-on

Sitting out the 2011-12 season due to NCAA transfer rules

STAFF

Head Coach: Lon Kruger (Kansas State '75)

Assistant Coaches:

Chris Crutchfield (Nebraska-Omaha '92)

Steve Henson (Kansas State '90)

Lew Hill (Wichita State '88)

Director of Operations:

Mike Shepherd (Kansas State '92)

Video Coordinator:

Scott Thompson (Mississippi '02)

Director of Student-Athlete Performance:

Jozsef Szendrei (Oklahoma '03)

Trainer: Alex Brown (Appalachian State '79)

PRONUNCIATION GUIDE

Casey **Arent**: ARNT

James **Fraschilla**: frush-SHILL-UH

Barry **Honoré**: ahn-o-RAY

Amath M'Baye: ah-MOTT EM-by

Romero **Osby**: AHZ-bee